


Model 600S

TELESCOPIC BOOM LIFTS



MORE ECONOMIC

- Lower hydrocarbon, carbon monoxide, particulate and NOx emissions with Stage IIIB-compliant engine.

MORE PRODUCTIVE

- Equipped with hydrostatic drive for easy, precise, infinitely-variable-speed manoeuvrability.

MORE ACCESS

- Conquer rough terrain with standard oscillating axle and four-wheel drive, delivering optimised grip and stability.

SMART DESIGN

- Fewer buttons and switches used to position the platform and less time spent learning to use the platform controls.

Standard Features

- 0.91 m x 1.83 m low mount platform
- Side entry with drop bar mid rail
- Multiple function operation
- Full proportional drive joystick control with integral thumb steer switch
- Full proportional main boom and swing joystick control
- Multiple speed control for telescope and platform rotate
- Selectable creep speed on drive / lift and swing functions
- 160 degree powered platform rotator
- Platform console machine status light panel ¹
- Load sensing system
- AC cable to platform
- Engine distress warning/shut down system ²
- Gull-wing hoods
- Swing-out engine tray
- Control ADE[®] - Advanced Design Electronics System
- Hydrostatic drive transmission
- Four wheel drive
- Horn
- 5 degree tilt alarm and indicator light
- Oscillating front axle
- Lifting/tie down lugs
- Hour meter
- Ground control selector switch with key lock
- JLG Skyguard active system
- Platform tool tray
- 12V DC auxiliary power

Standard Specifications

| | |
|--------------------------------|------------------------|
| Power Source | |
| • Diesel Engine Deutz D2011L04 | 36.4 kW |
| • Fuel Tank Capacity | 117 L |
| Hydraulic System | |
| • Hydraulic System | 129 L |
| • Auxiliary Power | 12V DC |
| Tyres | |
| • Tyres | 355/55D625 foam filled |

¹ Provides indicator lights at platform control console for system distress, low fuel, tilt light, and foot switch status..

² Low oil pressure and high coolant temperature alarms with shut-down enabled/disabled by analyser.

³ Available when integrated with the SkyPower[®] package.

⁴ Consists of six 40-watt lights, four turntable mounted lights and two platform mounted lights.

⁵ Includes platform mounted work lights and head & tail lights.

⁶ Includes console cover, boom wipers and cylinder bellows.



Accessories & Options

- 0.91 m x 2.44 m low mount platform
- Side entry with inward swing gate
- 13 mm air line to platform
- Spark arresting type muffler
- Four Wheel Steer/Two Wheel Steer/ Crab Steer
- 355/55D625 foam filled non marking tyres
- On-board 4,000 W generator
- SkyPower[®] package 7,500 watt on-board generator
- SkyWelder[®] package 250 amp welder in the platform ³
- Nite-Bright[®] package ⁴
- Tow Package
- All motion alarm
- Light package ⁵
- Platform worklights
- Head and tail lights
- Flashing amber beacon
- Euro Plugs & Sockets
- Hostile environment package ⁶
- Hydraulic oil cooler
- Catalytic Exhaust Purifier
- Skyguard beacon (ILOS)
- Soft Touch Proximity System
- Corner storage tray
- Synthetic Biodegradable Hydraulic Oil
- Special paint color

Model 600S

TELESCOPIC BOOM LIFTS

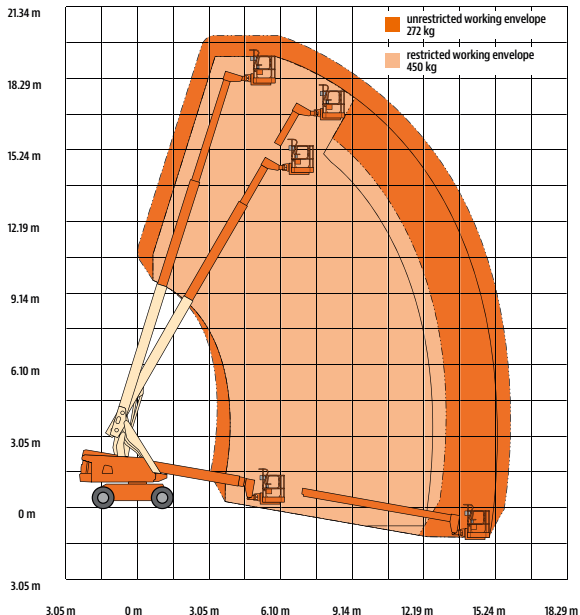
Performance

- Working Height 20.19 m
- Horizontal Outreach 15.29 m
- Swing (Continuous) 360°
- Platform Capacity - Unrestricted  /270 kg
- Platform Capacity - Restricted  /455 kg
- Platform Rotator (Hydraulic) 160°
 - A. Platform Size 0.91 m x 1.83 m
 - B. Overall Width 2.48 m
 - C. Tailswing (working condition) 1.22 m
 - D. Stowed Height 2.50 m
 - E. Overall Length 8.71 m
 - G. Wheelbase 2.51 m
 - H. Ground Clearance 0.29 m
- Machine weight ¹ 9,819 kg
- Maximum Ground Bearing Pressure 5.84 kg/cm²
- Maximum Tyre Load 5,788 kg
- Drive Speed 4WD 6.3 km/h
- Gradeability 4WD 45%
- Axle Oscillation (optional) 0.20 m
- Turning Radius - Inside 2WS 2.92 m
- Turning Radius - Inside 4WS 1.61 m
- Turning Radius - Outside 2WS 5.96 m
- Turning Radius - Outside 4WS 3.87 m

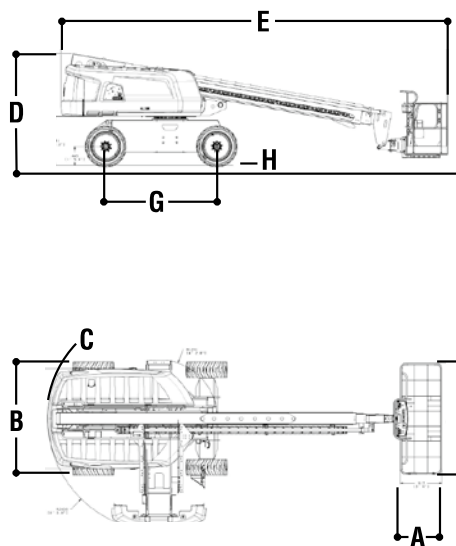
¹ Certain options or country standards may increase weight and/or dimensions.



Reach Diagram



Dimensions



IMPORTANT

JLG is continually researching and developing products and reserves the right to make modifications without prior notice. All data in this document is indicative. Certain options or country standards will increase weight. Specifications may change to meet country standards or with the addition of optional equipment.

Due to continuous product improvements, JLG Industries reserves the right to make specification and/or equipment changes without prior notification.



JLG EMEA BV

Polaris Avenue 63
2132 JH Hoofddorp
The Netherlands
Phone: +31 (0)23 565 5665
www.jlg.com

An Oshkosh Corporation Company