



LOW-LEVEL POWERED ACCESS

Reference Guide

JLG®

CONTENTS:

INTRODUCTION TO LOW-LEVEL POWERED ACCESS	3
What Is Low-level Access	
WHY USE LOW-LEVEL POWERED ACCESS	4
The Low-level Powered Access Evolution	
WHY CHOOSE LOW-LEVEL POWERED ACCESS	6
Q & A	
PUSH-AROUND MACHINES	8
Features and Benefits	
Applications	
Typical Users	
SELF-PROPELLED MACHINES	10
Features and Benefits	
Applications	
Typical Users	
Power Tower®	12
Power Tower Nano	14
Nano SP Zero	16
Nano SP	18
Nano SP Plus	20
THE ECOLIFT REVOLUTION	22
THE ECO RANGE - EASY. FAST. SAFE	24
ATEX (Zone 1 and 21) APPROVED	27
PecoLift	28
EcoLift	30
WORK AT HEIGHT REGULATIONS & TRAINING	32

An Introduction to Low-Level Powered Access



1862, John Balsley patented the first flat-rung Stepladder. The first revolution in low-level access!

What is Low-level Access?

Safety has come a long way; the flat rung stepladder was patented by John H Balsley in 1862!

The term low-level access, now describes an entirely new specialist sector within the access industry. The term is generally used to denote operating in environments up to a 4.5-5 m working height internally, on flat, level surfaces, using manual or powered access equipment. This could be ladder or a fully self-propelled powered access platform.

This guide covers specifically the powered access products available in this sector, divided into two types: Push-around (manually manoeuvred) and Self-propelled.

Why use Low-Level Powered Access?

In the UK before 2005, low-level access meant traditional steps, ladders and mobile scaffolds. That changed in 2005 when the HSE introduced the Work at Height Regulations, restricting the use of traditional forms of access. The market was ready for low-cost, low-level powered access...

PecoLift - first choice for ISG

"... there was an observable increase in productivity from operatives using the (PecoLift) system.
... at ISG we are now promoting the PecoLift as our preferred choice for low-level access works."

Mark Mulholland, ISG plc Senior Project Manager



PecoLift in use at the £50m fit-out by ISG plc of the News International Headquarters, London Bridge Place

The Low-Level Powered Access evolution

Mid 2005

The first push-around, low-level, access platform was introduced from China, with a working height of up to 3.65 m.



2005

January 2007

The Power Tower was introduced with a working height of 5.1m and a larger working platform area.



2007

January 2009

The Nano push-around launched. Additional products introduced from China.



2009

November 2009

The Nano SP launched.



January 2011

The Nano SP Zero and Nano SP Plus launched.



2011

Mid 2011

The product range was launched into the Middle-East.



January 2013

PecoLift launched; a brand new concept. The first 'non-powered powered access platform.'



2013

August 2014

EcoLift launched. Harnessing the same concept as PecoLift, EcoLift gives a working height of 4.2 m.



2014

January 2015

ATEX (Zone 1 and 21) rated PecoLift & EcoLift launched.



2015

June 2015

JLG acquired Power Towers.



2015

Why choose Low-Level Powered Access?

Q: Why choose Low-Level Powered Access?

A: It is easier, simpler, quicker, more efficient and safer to use than manual ladders, steps, podiums or small scaffold towers.

Q: Why choose JLG?

A: JLG designs and manufactures unparalleled, premium, high specification, high quality low-level access machines.

Power Towers was acquired by JLG in June 2015. As the World's largest powered access machine company JLG offer an unrivalled global dealer and support network and now proudly hold the accolade for manufacturing both the largest powered access machine in the world, the 1850SJ at 56 m and the smallest, the 3.5 m PecoLift. The partnership will open up huge opportunities and resources and provide greater greater scope in the continued design and development of our market leading, low-level powered access products.



Power Towers's manufacturing facility

Whatever your low-level access requirement...

- 1 Power Towers, a JLG owned subsidiary, designs and manufactures its range of low-level powered access products 100% in the UK. Constant product evolution and development ensures users benefit from the latest technologies.
- 2 The impressive range currently comprises seven machines: Four push around machines, the Power Tower, the Nano, and the revolutionary PecoLift and EcoLift and self-propelled machines with the Nano SP range.
- 3 JLG products are simple, safe, easy and efficient to use. They dramatically reduce working hours when compared with mechanical manual alternatives and represent excellent value for money. All JLG products comply with applicable European legislation including the Machinery Directive and are CE marked using the EN280 design standard. Power Towers products are all third party approved by SGS International.
- 4 With the efficiencies gained by utilising class leading platform sizes combined with small working footprints, the JLG range is now specified by many of the leading construction and hire companies in the UK, Europe and the Middle East.

This guide aims to introduce you to low-level access and the JLG product range. If you require further information please visit our website at jlg.com



Power Towers's site in Leicester, UK.



Power Towers demonstration unit

Push-around Machines

Easier and more productive than manual access: the user simply steps into the fully guarded platform and presses a button or turn a handle. No need to erect and dismantle a scaffold tower or climb up the podium or platform steps. Position the platform height exactly where you want it.

Features and Benefits

- Flexibility to work at the correct height
- Handrail protection already in place from the ground up
- Light weight: ideal for raised access 'computer' flooring e.g. Kingspan®
- Fits through standard single doorways and into passenger lifts
- Improved productivity: up to 4 times faster when compared to traditional forms of access such as scaffold towers
- Up to 300 lifts per charge; unlimited on EcoLift
- Automatic braked wheels on elevation
- CE marked and conforms to EN280 and European Machinery Directives
- All our powered machines are available with AGM (Absorbent Glass Mat) batteries for zero battery maintenance



Applications

Push-around machines such as the JLG and JLG Nano SP are used where the application calls for access up to 5.1 m. The JLG's large platform is favoured by dry-liners, pipework and ducting contractors. The Nano SP is usually the preferred choice where the application requires a smaller footprint, yet large platform area.

PecoLift has the smallest working footprint for very congested working areas and uses no batteries or power, simply a patented lift mechanism. EcoLift retains the PecoLift concept, but with a 4.2 m working height.

Typical Users

Construction

- Single and multi-storey projects
- Mechanical and Electrical, heating, ventilation, air conditioning
- Dry-lining, glazing
- Fit out
- Shop-fitting
- Numerous finishing trades, including painting & cleaning
- PecoLift and EcoLift can also be used in hazardous zone 1 and 21 areas in oil, gas and chemical plants* and both are ATEX approved for zones 1 and 21

Maintenance & Refurbishment

- Cleaning
- Painting
- Mechanical and Electrical, Offices, Schools, Hospitals and industrial maintenance
- Retail refit and display

* Option package required

Self-Propelled Machines

Low-level, light weight, self-propelled machines like the Nano SP range offer an even more productive alternative to push-arounds in the right application. Where the user has many repositions through the working day, or regular movement when elevated, then self-propelled offers the convenience of not having to descend to move or not having to step out of the platform to move.

Features and Benefits

- Nano SP (self-propelled) range of models can be driven (no need to push) even at full height
- Offer a selection of cantilever decks for increased outreach and platform size
- Very manoeuvrable in congested areas
- Up to 20 km range from single charge (or combination approximately 8 km and 300 lift cycles)
- Lightweight & low ground pressure: (440-550 kg) ideal for raised access computer flooring e.g. 'Kingspan®' or delicate flooring
- Improved productivity: up to 12 times faster compared with traditional forms of access such as scaffold towers, podiums or step ladders
- Highly manoeuvrable due to intuitive, sensitive micro joystick controls
- CE marked and conforms to EN280 and relevant European machinery directives
- All our powered machines are available with AGM (Absorbent Glass Mat) batteries for zero battery maintenance



JLG's Nano SP. Infinite height positioning for ultimate working efficiency. Cantilever platform ensures maximum reach.


10



Applications

If cleaning, painting, installing electrical cabling or similar, self-propelled can save many hours per week. For convenience the Nano SP range offers the combination of a very small footprint for manoeuvring in very congested work spaces and a large work platform area when utilizing the cantilever deck options (SP and SP Plus). The cantilever deck options also give the user the ability to work over obstacles. The low weight of the Nano SP range also allows use on raised access computer flooring (Kingspan®) and enables a number of machines to be used together on multi-storey applications where overall floor loading has to be considered.

0° Turning circle offers superb manoeuvrability.



Typical Users

Construction

- Single and multi-storey projects
- Mechanical and Electrical, heating and ventilation
- Dry-lining, glazing

- Fit out
- Shop-fitting
- Numerous finishing trades

Maintenance

- Volume cleaning
- Volume painting
- Mechanical and Electrical

- Offices, Schools, Hospitals and other facilities and industrial maintenance
- Retail refit and display
- Office developments

11

The Powered Scaffold Tower

With a large work platform (1520 x 750 mm), the Power Tower gives the user more room to work and more room for tools and equipment, in fact more than 50% larger than its nearest competitor.

The Power Tower requires less operations to cover the same area for many applications. And at only 780 mm wide will still pass comfortably through a standard single doorway.

The heavy duty Power Tower really is the cost effective, safe and efficient alternative to large podiums or small scaffold towers.

Typical applications and users: For users who want larger platform size for themselves, tools and equipment. Typically dry-lining, pipe and duct work, air-conditioning, general M & E contractors, shop-fitters, retail refit etc.

Key Features

- 3.1 m platform height, 5.1 m working height
- 250 kg safe working load (1 person)
- Compact - only 0.78 m wide, passes easily through standard doorways
- Large 1.52 x 0.75 m platform size
- Only 0.78 x 1.6 m working footprint
- Easy access gate

PUSH AROUND

Indoor use

Working Height: 5.1 m

Applications: Dry-lining. Pipe & Ductwork. Air conditioning. M&E. Shopfitting. Retail.



Specifications

OPERATING DIMENSIONS

Maximum working height:	5.10 m
Maximum platform height:	3.10 m
Platform dimensions:	1.52 m x 0.75 m
Working foot print:	1.60 m x 0.78 m
Safe working load:	250 kg

CLOSED DIMENSIONS

Length:	1.60 m
Width:	0.78 m
Height:	1.85 m
Weight:	342 kg

POWER OPTIONS

- | | |
|---------------|--|
| Battery: | 12V c/w automatic charger. |
| Mains: | 110V or 230V. |
| Controls: | Simple push button basket controls. |
| Construction: | Heavy duty fabricated steel superstructure, stainless steel bushed pivots, tough powder coated finish. |
| Safety: | CE marked, complies with applicable European legislation including the Machinery Directive using the EN280 design standard. Full fail-safe hydraulics, automatic locking wheels. |
| Options: | Tilt alarm c/w auto cut-out. Narrow basket for suspended ceiling grid access. Pipe Carrying kit (max 2" pipe). Tool tray. Foam buffer kit. |

Safety features

- Fail-safe hydraulic circuit complete with check valve on lift cylinder
- Improved heavy-duty Auto-Lok wheels on elevation provide secure base
- Emergency descent from ground level
- Audible ascent and descent drive alarm



The ultimate in Low-Level Powered Access

Push into position, step in, press a button.
Simple. Safe. Efficient.

At JLG we believe safety is paramount. In line with the JLG range, the Power Tower Nano has Auto-Lok wheels on elevation, as standard.

With a 2.5 m platform height and 4.5 m working height, the heavy-duty Nano maximises platform size whilst minimising working footprint, giving the operator more room to work in confined areas.

Typical applications and users: Nano maximizes platform size within a small footprint, ideal for users where the workspace is congested; second fix M&E work, busy retail refitting, simple spot work, new construction or maintenance.

Key Features

- 4.5 m working height
- Low platform entry height only 360mm
- Only 1.19 x 0.75 m working footprint
- Passes easily through single doorways
- Large 1.0 x 0.73 m platform size, gives the user more room to work
- Heavy duty Auto-Lok wheels on elevation

PUSH AROUND

Indoor use*

Working Height: 4.5 m

Applications: 2nd Fix. Spot Work. Pipe & Ductwork. M&E. Shopfitting. Retail.



Largest platform size in class; small working footprint.

Specifications

OPERATING DIMENSIONS

working height:	4.50 m
Maximum platform height:	2.50 m
Closed platform height:	0.36 m
Platform dimensions:	1.00 m x 0.73 m
Working footprint:	1.19 m x 0.75 m
Safe working load:	200 kg (1 person plus tools)

CLOSED DIMENSIONS

Length:	1.195 m
Width:	0.75 m
Height:	1.56 m
Weight:	285 kg

POWER OPTIONS

- Power:** 12V D.C. Battery.
- Controls:** Simple push button heavy duty pendant controls for ground and platform.
- Construction:** Heavy duty fabricated steel superstructure and 2 stage mast with Ultra-Glide technology. Tough, powder coated finish.
- Safety:** Full fail-safe hydraulic circuit. Auto-Lok wheels.
- Options:** Tilt alarm with auto cut-out. Protective storage cover.



Safety features

- Hydraulic circuit complete with check valve on lift cylinder
- Improved heavy-duty Auto-Lok wheels on elevation provide secure base
- Emergency descent from ground level
- Audible ascent and descent drive alarm

A self-propelled platform that's as easy to use as a push around.

At 1.2 x 0.75 x 1.59 m and only 456 kg, SP Zero will fit standard lifts, can be transported in most small vans and be driven on delicate flooring. The SP Zero can be used indoors and outdoors and is wind rated to 12.5 m/s.

With large 1.00 x 0.73 m basket and low 360 mm entrance height the SP Zero really is user friendly. Simple, intuitive joystick controls enable the user to smoothly manoeuvre. The SP Zero has a drive capacity of around 12 km.

Typical Applications and users: Faster and more efficient than a push-around for Contractors who are on the move regularly; electrical cable installation, painting, cleaning, rapid retail refit work especially in very confined environments.

Key Features

- Fully self-propelled when elevated
- Ultra compact, only 1.2 x 0.75 m footprint 4.5 m working height rated for indoor and outdoor use
- Only 456 kg easily transported, can be used on delicate floors
- Simple intuitive single joystick controls

SELF-PROPELLED

Indoor & Outdoor use

Working Height: 4.5 m

Applications: Pipe Work. M&E. Cleaning. Painting. Retail. FM.



Specifications

OPERATING DIMENSIONS

Maximum working height:	4.50 m
Maximum platform height:	2.50 m
Closed platform height:	0.36 m
Basket dimensions:	1.00 m x 0.73 m
Working footprint:	1.19 m x 0.75 m
Safe working load:	200 kg (1 person plus tools)
Maximum manual force:	200N
Max. gradient for operation:	1.8°
Max. wind force:	12.5 m/sec
Maximum weight Inc payload:	456 kg + 200 kg = 656 kg
Maximum castor point load	200 kg (2.00 kN)
Drive speed max.	4.6 KpH
Drive speed slow	0.7 KpH

CLOSED DIMENSIONS

Length:	1.20 m
Width:	0.75 m
Height:	1.59 m
Weight:	456 kg

BATTERY CHARGER SPECIFICATION

Input Voltage:	90-265V AC
Frequency:	45-65 Hz
Output:	24VDC, 7A

POWER SOURCE/DRIVE

Standard 24v DC Electric Motor,
24V D.C. Motor Gearbox Drive



Safety features

- Hydraulic circuit complete with check valve on lift cylinder
- Built-in pothole protection
- Tilt sensor complete with alarm and cut-out
- Automatic basket overload cut-out
- Automatic elevated drive-speed reduction
- Emergency descent from basket and ground
- Automatic dynamic parking brake

The ultimate in Self-propelled, low-weight, Low-Level Access.

The Nano SP provides the user with a tiny working footprint when maneuvering of 1.22 m x 0.75 m (closed) and a large platform size of 1.5 m x 0.73 m (deck extended).

Typical use: Tiny footprint, maximum manoeuvrability with the advantage of a cantilever deck for outreach and extra platform size. M & E contractors, especially electrical installation work, pipe work, cleaning, painting, retail refit, retail and facilities maintenance where outreach is required.

Key Features

- Fully self-propelled, even when fully elevated
- Simple intuitive single joystick for all functions
- Zero turning radius
- 4.5 m Working Height
- Only 500 kg weight, able to work on raised access flooring (Kingspan® approved)
- Can be transported by standard 500 kg tail-lift vehicles
- Ultra compact only 750 x 1220 mm footprint
- Large 1500 x 730 mm platform size (cantilever extended).
- 500 mm cantilever deck for outreach over obstructions
- Automatic pothole protection

SELF-PROPELLED

Indoor & Outdoor use

Working Height: 4.5 m

Applications: Pipe Work. M&E. Cleaning. Painting. Retail. FM. All applications where outreach is required from small footprint.



Specifications

OPERATING DIMENSIONS

Maximum platform height:	2.50 m
Outreach with cantilever deck to cage edge:	0.50 m
Basket dimensions:	1.00 m x 0.73 m
Basket dimensions with cantilever:	1.50 m x 0.73 m
Working footprint:	1.22 m x 0.75 m
Safe working load:	200 kg (1 person plus tools)
Maximum manual force:	200 N
Max. gradient for operation:	0°
Max. wind force:	12.5 m/sec
Maximum weight Inc payload:	500 kg + 200 kg = 700 kg
Maximum castor point load:	210 kg (2.10 kN)
Drive Speed Max.:	3.0 KpH
Drive Speed Slow:	1.0 KpH
Elevated Drive Speed:	0.7 KpH
Max. Wheel force:	2.2 kN
Gradeability:	40%
Power Sound Level:	Less than 70 Dba

CLOSED DIMENSIONS

Length:	1.22 m
Width:	0.75 m
Height:	1.59 m
Weight:	500 kg

BATTERY CHARGER SPECIFICATION

Input Voltage:	180-265v AC
Frequency:	45-65 Hz
Output:	24v DC, 7/8A

POWER SOURCE/DRIVE

Standard 24v DC Electric Motor:
24v DC Motor/Gearbox Drive

Safety features

- Fail-safe hydraulic circuit complete with check valve on lift cylinder
- Automatic pothole protection on elevation
- Tilt sensor complete with alarm and cut-out
- Automatic basket load sensing, complete with alarm and cut-out
- Automatic elevated drive-speed reduction
- Emergency descent from basket and ground
- Audible ascent and descent drive alarm
- Amber flashing beacon
- Automatic dynamic parking brake



Simply the most versatile Low-Level self-propelled platform.

With a 4.5 m working height the SP Plus has a full 1.0 m cantilever deck and yet maintains a compact 1.2 x 0.75 m footprint. In addition a large 2.0x0.73 m platform area to work from and 1.5 m working outreach with cantilever extended.

The SP Plus has simple, intuitive joystick controls and at only 540 kg is able to work on raised access and other delicate flooring and be transported by small a van or truck. The SP Plus is ideal for those applications where extra outreach from a very small footprint is required; retail, maintenance over machinery and numerous other restricted access applications.

Key Features

- Large 2.0 x 0.73 m platform size (cantilever extended)
- Fully self-propelled when elevated 4.5 m working height
- 1.0 m cantilever deck: 1.5 m working outreach
- Ultra-compact, only 1.2 x 0.75 m footprint
- Simple intuitive joystick for all functions
- Only 540 kg, able to work on raised access flooring (Kingspan® approved)

SELF-PROPELLED

Indoor & Outdoor use

Working Height: 4.5 m

Applications: Retail.
Maintenance. over machinery.
Any application where up to
1500 mm outreach is required.



Specifications

OPERATING DIMENSIONS

Maximum working height:	4.5 m
Maximum platform height:	2.50 m
Closed platform height:	0.39 m
Outreach with cantilever, deck to cage edge	1.00 m
Working outreach:	1.50 m
Basket dimensions:	1.00 m x 0.73 m
Basket dimensions inc cantilever:	2.00 m x 0.72 m
Working footprint:	1.20 m x 0.75 m
Safe working load:	200 kg - main platform, 120 kg - cantilever deck
Maximum manual force:	200 N
Max. gradient for operation:	1.8°
Max. wind force:	12.5 m/sec
Maximum weight, Inc payload:	540 kg+200 kg = 740 kg
Maximum castor point load	210 kg (2.10 kN)
Drive speed max.	4.6 KpH
Drive speed slow	0.7 KpH

CLOSED DIMENSIONS


Length:	1.20 m
Width:	0.75 m
Height:	1.59 m
Weight:	540 kg

BATTERY CHARGER

Input Voltage:	90-265V AC
Frequency:	45-65Hz
Output:	24V DC, 8A

POWER SOURCE/DRIVE

Standard 24V DC Electric Motor. 24V D.C. Motor/Gearbox drive



Safety features

- Automatic pothole protection
- Tilt sensor complete with alarm and cut-out
- Automatic basket load sensing, with alarm and cut-out
- Automatic cantilever load sensing with alarm and cut-out



**BATTERY FREE
POWER FREE
OIL FREE
QUICK. EASY.
SAFE**

& AWARD WINNING!

**Welcome to a new concept in
Low-level Powered Access,
'Non-Powered, Powered Access®'**



Non-Powered, Powered Access... ...a major step change in low-level access.

It's so easy, fast and efficient to use, it's intuitive. Just step in and turn the handle!
And you don't need power; no batteries to charge or mains.

ecorange

EASY...

1 Step into the machine...



2 Simply turn the handle...



Gone are the days of climbing steps or podiums, no more slips, trips or having to balance!

**PATENTED
STORED
POWER
SYSTEM**

FAST...

3 and elevate to your working height.




Full working height in 11 seconds

Stop wherever you want up to 3.5 m working height.

SAFE...

Auto-braked on elevation



You're fully guarded from the ground up. And being virtually maintenance free, it's so simple!



Standard Pecolift and Ecolift

Non-Powered, Powered Access ATEX (Zone 1 and 21) approved for hazardous industries

Work Smart - Safer and Cost-Effective

- Voted best low-level access product 2014
- Voted best European rental product 2014
- Replaces Scaffolding, Stepladders and Podiums
- Avoids risk Working at Height
- ATEX Certified for Zones 1 & 21
- Wind Rated to 12.5 m/s (27.9 mph)
- Can be deployed up to 3 degrees angle, on hard flat surfaces

Access to Oil & Gas Plant and Equipment

- Valves, Flanges, Pipe Supports,
- Deluge Systems
- Lighting, JB, Trace heating, Cables, Tray works, Gas Detection, LOS, Gas Alarms, measurement & Control
- Fabric & Maintenance, Blast, Coatings,
- Insulation & Wraps
- Passive Fire Protection (PFP)
- Inspection, Bombing, Cleaning
- Rigging high or awkward lifts
- Warehouse and Stores
- Tool Carousel maintenance



Pecolift

We call it 'Non-Powered, Powered Access.'

Battery and electric power free, the PecoLift is elevated by simply and easily rotating the handle; the patented lift mechanism glides you smoothly to your chosen working height in seconds.

With no batteries (to charge and look after) and no hydraulic oil the PecoLift is truly an Eco friendly solution. It's tiny footprint and simplicity of use finally provides a purely mechanical solution that doesn't involve erecting, unfolding or climbing.



Key Features

- Intuitive to operate - turn handle to elevate
- Patented* lift mechanism, no power required
- Lightweight, easy to manoeuvre
- Small footprint (985 x 700 mm)
- Unlimited lift cycles, can be used 24/7
- Robust design for years of trouble free service
- Minimal operational costs, virtually maintenance free

PUSH AROUND - Self Powered
Indoor Use

Working Height: 3.5 m

Applications: Pipe Work,
M & E. Cleaning. Painting.
Retail. FM.

Specifications

WORKING DIMENSIONS

Maximum working height:	3.50 m
Maximum platform height:	1.50 m
Basket dimensions:	720 mm (L) x 600 mm (W)
Working footprint:	985 mm x 700 mm
Safe working load:	150 kg (1 person + tools)
Maximum manual force:	200N
Maximum gradient for operation:	0 degrees
Maximum wind force:	Internal use only, 0 (zero) mph

Maximum wheel force:	125 kg
Sound pressure level:	Less than 70 Dba

CLOSED DIMENSIONS

Length:	985 mm
Width:	700 mm
Height:	1.55 m
Weight:	180 kg

LIFT CYCLES Unlimited



Safety features

- Auto-braked on entering basket
- 'Auto-lok' brake on elevation
- Elevates only when operated
- Lifting mechanism interlocked



We call it 'Non-Powered, Powered Access.'

As part of the Eco range the EcoLift still harnesses the same Eco friendly revolutionary 'Patented Stored Power System' as the PecoLift but at 4.2 m offers almost a metre extra in working height.

With no batteries (to charge and look after) and no hydraulic oil, the EcoLift is truly an Eco friendly solution.

Typical applications and uses:

1st & 2nd Fix. Pipe Work, M & E. FM.
Cleaning. Painting. Retail. Point of Sale. FM.



Key Features

- Intuitive to operate - turn handle to elevate
- Patented* lift mechanism, no power required
- Lightweight, easy to manoeuvre
- Small footprint (1.28 x 700 mm)
- Unlimited lift cycles, can be used 24/7
- Robust design for years of trouble free service
- Minimal operational costs, virtually maintenance free

PUSH AROUND - Self Powered
Indoor Use

Working Height: 4.2 m

Applications: 1st & 2nd fix.
Pipe Work, M & E. FM. Cleaning.
Painting. Point of Sale. Retail.

Specifications

WORKING DIMENSIONS

Maximum working height:	4.20 m
Maximum platform height:	2.20 m
Basket dimensions:	850 mm (L) x 644 mm (W)
Working footprint:	1.28 m x 700 mm
Safe working load:	150 kg (1 person + tools)
Maximum manual force:	200N
Maximum gradient for operation:	0 degrees
Maximum wind force:	Internal use only, 0 (zero) mph
Maximum wheel force:	234 kg
Sound pressure level:	Less than 70 DbA

CLOSED DIMENSIONS

Length:	1.28 m
Width:	0.70 m
Height:	1.94 m
Weight:	305 kg

LIFT CYCLES Unlimited



Safety features

- 'Auto-lok' brake on elevation
- Elevates only when operated
- Lifting mechanism interlocked

Push Around Vertical (PAV) Course

Who should attend?

This programme is designed for the operators of push around verticals (PAV's), renewal of PAL cards or to learn how to operate PAV's.

Aim

To instruct an operator to prepare and safely operate various types of PAV's and to obtain an IPAF MEWP operator's licence.

Knowledge

By the end of the course delegates will also:

- Be aware of the relevant Health & Safety regulations
- Be aware of the needs to wear Personal Protective Equipment (PPE)
- Be aware of the need to refer to the machine operating manual

Training Methods

- Classroom based tutorials, demonstrations, practical and test.



Mobile (self-propelled) Vertical, Category 3A Course

Who should attend?

This programme is designed for the operators of self-propelled scissor lifts or mast lifts that can be driven when closed or at full height. Attendees will learn how to operate typical vertical self-propelled type machines

Aim

To instruct an operator to prepare and safely operate various types of vertical self-propelled machines and to obtain an IPAF MEWP operator's licence, category 3A.

Knowledge

By the end of the course delegates will also:

- Be aware of the relevant Health & Safety regulations
- Be aware of the needs to wear Personal Protective Equipment (PPE)
- Be aware of the need to refer to the machine operating manual

Training Methods

- Classroom based tutorials, demonstrations, practical and test.





JLG EMEA BV

Polaris Avenue 63
2132 JH Hoofddorp
The Netherlands
Tel: +31 (0)23 565 5665
Fax: +31 (0)23 557 3750

www.jlg.com

An Oshkosh Corporation Company



This product booklet is intended as a guide only. All dimensions, weights and specifications are subject to change without notification. The contents of this guide are not legally binding, nor do they form part of any contract.