



**JLG® VERTICAL LIFTS & MAST BOOMS**

**JLG**<sup>®</sup>  
reachingout.™



JLG® Toucan Series

# REACHING OUT

Your work varies throughout the day, every day. Electrical installations, painting, plumbing, routine maintenance or ductwork.

Whatever is on your checklist.


JLG offers the best choice in vertical lifts and mast booms. From the AccessMaster® push-around vertical lifts to the JLG® Mobile Vertical Lifts that are self-propelled and drivable at full height, JLG has something to meet your needs.

The Toucan® mast-style boom lifts provide up and over reach for those hard to reach places.

All of the models run on electric power, with no emissions. JLG lifts are built for your needs, and provide you with a safer and more productive alternative to ladders. They feature a narrow chassis to give you access in confined work areas, and longer battery duty cycles for a full day's work. Leave the ladder for others.

Increase your productivity with best-in-class lift solutions.

**INCREASE PRODUCTIVITY,  
IMPROVE SAFETY**







## GIVE YOUR MAINTENANCE CHECKLIST A PUSH

AccessMaster® push-around vertical lifts deliver a whole new level of value and performance. From their portability to their manoeuvrability, AccessMaster lifts deliver.

The AM series features five models with platform heights from 16.20 m to 12,50 m. From industrial and maintenance to entertainment and institutional use, the 160 kg platform capacity gives you room to work. (Models 30 AM, 36 AM, 41 AM: 135 kg).

## QUICK-CHANGE PLATFORMS

Change your platform – without any tools – in less than a minute, to suit your specific application needs.

They can be loaded in a standard truck bed or lifted, using the six-inch wide fork pockets, making them easier to transport. The anodised mast gives you more stability and less deflection and sway. The mast-guide system doesn't require lubrication for the life of the machine.

Make the AccessMaster your choice for a low-cost solution to overhead work and maintenance applications.



### Narrow Design

Models with heights up to 9.14 m. roll through standard doorways and into elevators without tilt back.



### Reach More Places

A Straddle Extension Kit available on all AM models.



### Durability

Anodised mast is stronger, more rigid and maintenance-free for life.



### Quick Change Platforms

Change your platform – without any tools – in less than a minute, to suit your specific application needs.





## DRIVE YOUR PRODUCTIVITY HIGHER

Whether you've got work to do in factories, retail centers, airports or public buildings, JLG® Mobile Vertical Lifts keep you on the job longer. A reliable direct electric drive delivers power while maintenance-free long cycle batteries hold their charge. The built in, automatic charger has five-hour recharge capability. Three platform options with exclusive one-minute quick-change mountings let you get maintenance jobs done efficiently.

### EASE OF OPERATION AND MANOEVRABILITY

Head straight for the task at hand with the Point & Go® single joystick control. It operates drive and steer, as well as elevation and descent with variable up and down speeds. From electrical work to hanging signs or general maintenance duties, the zero turning radius lets you manoeuvre your way into tight areas.



### Point & Go® Control System

The JLG point & go control system features a single joystick control for smoother drive and lift functions, and a zero turning radius.



### Rigid Anodised Mast

The most rigid anodised mast in the industry is stronger for less deflection and sway – giving you a more stable work platform.



### Zero Turning Radius

The compact design lets the MVL turn on its own axis, providing greater access to areas where space is limited.



### Driveable At Full Height

Driveable at full height without outriggers.





## PUT HARD TO REACH WITHIN REACH

Meet the Toucan - an aerial work platform that reaches places other products simply can't reach. The Toucan Series provide outreach in tight places, the ability to work in congested areas and a tight turning radius. And thanks to the way the mast is configured it requires much less setup time than alternative products, such as articulating boom lifts. Easier to run, easier to maintain, and versatile; the Toucan has today's industrial, maintenance, retail and food manufacturing needs covered.



Toucan 8E is available with 2 platform options.

The Toucan is designed for use in space restricted areas, where outreach is required. Its compact size lets you navigate narrow aisles and confined spaces easily. With its clean design and ease of control the Toucan is raising the bar for modern industrial access equipment.

The Toucan can be driven at full height and is equipped with a pothole protection system that will provide additional support in the unlikely event that a wheel enters an uneven area in the floor. The controls are conveniently placed and comfortable to use. Smooth, accurate steering and direct electric drive, further enhance on-site safety.



### Total Control

Fully proportional control of swing drive and lift functions.



### Maintenance

Battery maintenance is made easy thanks to the centralised battery fill.



### Enhanced Mobility


Increased ground clearance gives the Toucan a 25% gradeability rating for enhanced mobility and transportability.



### Platform

Platform provides ample work space for 2 persons for both indoor and outdoor applications.





## COMPACT POWERFUL PRODUCTIVE

The ultra-compact 1230ES mast lift is compact enough to fit in a freight elevator and low weight enough to be used on weight-sensitive floors. Charged and ready to go, the super-efficient electric drive keeps you on the job longer, increasing your uptime and giving your productivity a lift. With 230 kg capacity, the 1230ES has the muscle to carry you and your gear, even at full height. The 1230ES raises or lowers in 12 seconds for increased productivity.

With a super-efficient electric drive, the 1230ES has longer runtime than any lift in its class. No chains, cables or rollers in the mast lowers maintenance requirements and operating costs. Keep your work environment clean; with only four hoses, you greatly reduce the chance for hydraulics leaks.



## DOUBLE YOUR BENEFITS WITH THE TOUCAN™ DUO

The Toucan Duo features a double side entry platform with 130kg capacity and a powered material tray with 70kg capacity, making it ideal for stockpicking and inventory control duties. The spring-retracting belt guard on the tray secures stock items to prevent them from falling.

Its compact dimensions and low stow height allow easy access through doorways. Proportional drive controls provide a smoother ride and greater manoeuvrability while a direct electric drive system with brushless AC motors allows you to get the maximum out of each duty cycle.



Non-rotating aluminum mast provides rigidity and ease of maintenance.



**Saloon Gate**  
Saloon-style swing gate for ease of entry and exit.



**Serviceability**  
All-steel swing-out battery doors have heavy-duty hinges.

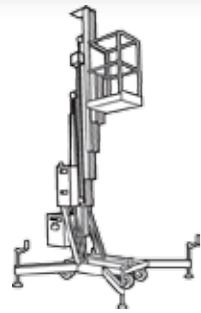


**98% Cleaner**  
Fewer hoses and couplings mean fewer potential leak points.



**Tool Tray**  
The workstation includes tool and fastener tray, 120/240V AC outlet and one-hand controller operation.





**MAIN FEATURES**

- Low-maintenance anodised mast.
- Lanyard attachment anchor for body harness.
- Non-marking tyres.
- Quick-change platform mounts.
- Quick-change 66 cm x 66 cm – side entry platform.

	20AM	25AM	30AM	36AM	41AM
<b>AM Series Push-Around Vertical Lifts</b>					
Platform Height	6.22 m	7.67 m	9.14 m	11.05 m	12.42 m
Platform Capacity	160 kg	160 kg	135 kg	135 kg	135 kg
Overall Height Stowed	1.97 m	1.97 m	1.97 m	2.64 m	2.64 m
Base Length – Stowed	1.19 m	1.24 m	1.32 m	1.38 m	1.46 m
Overall Width – Stowed	0.74 m	0.74 m	0.74 m	0.74 m	0.74 m
Outrigger Footprint (LxW)	1.73 m x 1.57 m	1.73 m x 1.57 mm	1.88 m x 1.83 m	2.13 x 2.18 m	2.13 x 2.18 m
Weight (AC)	325 kg	365 kg	395 kg	440 kg	485 kg
Weight (DC)	360 kg	395 kg	430 kg	475 kg	520 kg
<b>Available Options</b>					
0.56 x 0.64 Narrow Side Bar Entry Platform	•	•	•	•	•
Straddle Kit <sup>2</sup> – AM Models Only					
1.09 m Clearance	•	•	•	•	•
1.40 m Clearance	•	•	•	•	•
Tool Tray <sup>3</sup>	•	•	•	•	•
1. 0.56 m W x 0.56 m L (not available on 41AM). 2. 0.20 m x 0.46 m x 0.13 m – Hangs from top platform rail.					



**MAIN FEATURES**

- Heavy duty planetary gear drive motors with 5 times the life of previous models.
- Low-maintenance anodised aluminum mast.
- Quick-change platform mounting.
- Extendable 66 x 125 cm platform.
- Safety interlocked controls.
- Pistol-grip platform control.
- Single joystick drive and steer control – solid state, microprocessor controlled.
- Variable speed elevation controls.
- Automatic pothole protection system.

	15MVL	20MVL
<b>MVL Series Mobile Vertical Lifts</b>		
Platform Height	4.71 m	5.98 m
Platform Capacity	230 kg	160 kg
Overall Height Stowed	198 cm	198 cm
Overall Length	1.36 m	1.36 m
Chassis Width <sup>1</sup>	75 cm	75 cm
Maximum Drive Height	Full Height	Full Height
Turning Radius	Zero	Zero
Weight	1,060 kg	1,060 kg
* Platform widths vary from 57.4 cm to 81.8 cm.		
<b>Available Options</b>		
Narrow Platform <sup>1</sup>	•	•
Stockpicking Platform <sup>2</sup>	•	•
Side Entry Platform <sup>3</sup>	•	•
Programmable 4-Digit Security Lock	•	•
Lifting Eye	•	•
Fluorescent Light Tube Caddy	•	•
Tool Tray <sup>4</sup>	•	•
1. 56 x 64 cm. 2. 71 x 122 cm. Stockpicking Platform with front & side entry. 3. 68 x 58 cm. 4. 20 x 46 x 13 cm.		

**T8E T10E**

	T8E	T10E
<b>Toucan® Series Mast-Style Boom Lifts</b>		
Platform Height	6.15 m	8.10 m
Platform Capacity (Unrestricted)	200 kg	200 kg
Horizontal Outreach	2.39 m	3.08 m
Overall Height Stowed	1.99 m	1.99 m
Overall Length	2.09 m	2.82 m
Overall Width	99 cm	99 cm
Weight	2,120 kg	2,990 kg
Power Source	24V 185 amp-hr	24V 240 amp-hr
<b>Available Options</b>		
8 mm. Airline to Platform	•	•
Platform Worklights (LED)	•	•
AC Power Cable to Platform	•	•
Food compatible lubricants	•	•



**MAIN FEATURES**

- Compact dimensions for accessing hard-to-reach areas.
- Versatile articulating jib provides up to 3.08 m (8E) of horizontal reach and up to 6.51 m (10E) of up and over height.
- 360 degree rotating mast for unmatched positioning capabilities.
- Capacity for two workers and supplies.
- Drive through doorways and down narrow aisles.
- Navigate around multiple obstacles on the ground and in the air.

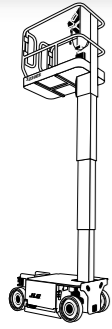
**T12E T12E+**

	T12E	T12E+
<b>Toucan® Series Mast-Style Boom Lifts</b>		
Platform Height	9.83 m	10.65 m
Platform Capacity (Unrestricted)	200 kg	200 kg
Horizontal Outreach	4.60 m	5.55 m
Overall Height Stowed	1.99 m	1.99 m
Overall Length	3.65 m	3.65 m
Overall Width	120 cm	120 cm
Weight	4,300 kg	4,900 kg
Power Source	48V-260A/hr	48V-260A/hr
<b>Available Options</b>		
8 mm. Airline to Platform	•	•
Platform Worklights (LED)	•	•
Food compatible lubricants	•	•
Acoustic Alarm	•	•



**MAIN FEATURES**

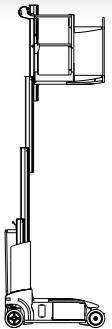
- Compact dimensions for accessing hard-to-reach areas.
- Versatile articulating jib provides up to 5.55 m (12E+) of horizontal reach and up to 7.12 m of up and over height.
- 360 degree rotating mast for unmatched positioning capabilities.
- Capacity for two workers and supplies.
- Drive through doorways and down narrow aisles.
- Navigate around multiple obstacles on the ground and in the air.



**MAIN FEATURES**

- Steel, maintenance-free elevating mast design – No chains, cables or rollers to grease or adjust.
- Only four hydraulic hoses – Less to maintain, minimises leak potential.
- Compact dimensions and low GVW – Fits on most elevators.

<b>1230ES</b>	
<b>1230ES Electric Mast Lifts</b>	
Platform Height	3.66 m
Platform Capacity – Unrestricted	230 kg
Platform Size	0.68 x 1.25 m
Overall Width	76 cm
Weight	790 kg
Power Source	4 x 6V 220 amp-hr
<b>Available Options</b>	
Flashing Amber Beacon	•
Sealed AGM Batteries	•



**MAIN FEATURES**

- Platform height of 4 m.
- 130 kg + 70 kg material tray capacity.
- Compact dimensions and low stow height allow easy access through doorways.
- Non-rotating aluminum mast provides rigidity and ease of maintenance.
- Comfortable, intuitive platform controls.

<b>Toucan Duo</b>	
<b>Toucan™ Duo Vertical Lifts</b>	
Platform Height	4.00 m
Platform Capacity	130 kg
Material Tray Capacity	70 kg
Machine Width	0.78 m
Turning Radius	Zero
Drive Speed: (Platform Lowered)	4 km/h
Drive Speed: (Platform Elevated)	1 km/h
Weight	1.000 kg
1. Certain options or country standards increase weight.	
<b>Available Options</b>	
Low temperature lubrications	•
Battery discharge indicator with low charge	•
Function cut-out	•



**Deutschland**

Tel: +49 (0) 421 693 5000  
JLG Deutschland GmbH  
Max-Planck-Straße 21  
D-27721 Ritterhude/Ihlpohl (Bei Bremen)

**España**

Tel: +34 93 772 47 00  
JLG Ibérica, SL  
Trapadella, 2  
Pol. Ind. Castellbisbal Sur  
08755 Castellbisbal (Barcelona)

**France**

Tel: +33 (0) 553 88 31 70  
JLG France SAS  
ZI Guillaume mon Amy  
CS 30204 Fauillet  
F-47400 Tonneins

**JLG EMEA BV**

Tel: +31 (0) 23 565 5665  
Polaris Avenue 63  
2132 JH Hoofddorp  
The Netherlands

**Italia**

Tel: +39 02 9359 5210  
JLG Industries (Italia) s.r.l.  
Via Po.22  
20010 Pregnana Milanese -MI-

**Russia**

Tel: +7 (495) 967 79 14  
JLG Industries Inc.  
Vashutinskoe shosse 24b  
Khimki, Moscow Region 141400  
Russian Federation

**JLG Manufacturing Europe bvba**

Tel: +32 (0) 89 77 49 74  
Oude Bunders 1034  
Breitwaterstraat 12a  
B-3630 Maasmechelen Belgium

**Sverige**

Tel: +46 (0) 8 506 59500  
JLG Sverige AB  
Enköpingsvägen 150  
Box 704, SE-176 77 Järfälla

**United Kingdom**

Tel: +44 (0) 161 654 1000  
JLG Industries (United Kingdom) Limited  
Bentley House, Bentley Avenue  
Middleton, Greater Manchester  
M24 2GP

**Romania Manufacturing Central Europe SRL**

Tel: +40 (0) 269 803 974  
A. Vlaicu nr. 41  
551041 Medias

**JLG Industries, Inc. is a leading designer and manufacturer of access equipment and complementary services and attachments.**

JLG has manufacturing facilities in the United States, France, Romania, China and Belgium. Customers throughout Europe, Africa and the Middle East benefit from a network of dedicated sales and service operations designed to deliver the highest levels of support.

**www.jlg.com** JLG is an Oshkosh Corporation company.

