

**HDL1100/530  
UNDERLIFT SYSTEM  
PARTS**

Subframe, Hydraulic Tank Instl .....	B-2
Underlift Installation .....	B-7
Underlift Assembly .....	B-8
Spade Installation .....	B-11
Underlift Lift Cylinder .....	B-12
Underlift Tilt Cylinder .....	B-15
Underlift Extension Cylinder .....	B-16
Spade Cylinder .....	B-19

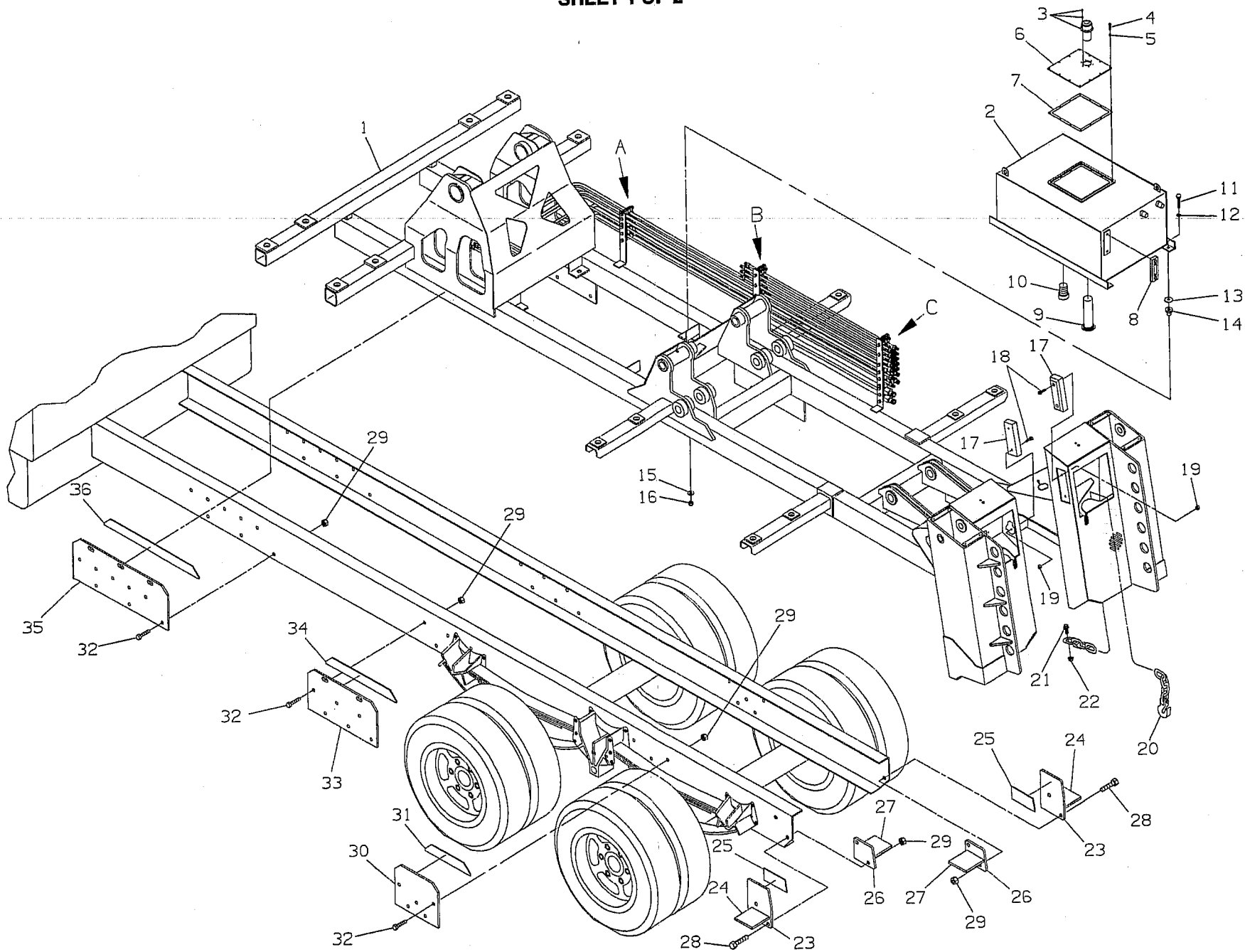
**PARTS LIST — SUBFRAME, HYDRAULIC TANK INSTALLATION**

Ref. No.	Part No.	Description	Qty.	Ref No.	Part No.	Description	Qty.
1	3868000154	Subframe Weldment	1	54	7115150650	Capscrew	32
2	3750000021 <sup>1</sup>	Hydraulic Tank	1	55	7950150000	Lockwasher	46
3	7183000002 <sup>1</sup>	Breather Cap Assy	1	56	7115150850	Capscrew	14
4	7115140650 <sup>1</sup>	Capscrew	12	57	7274000048	Clamp	2
5	7950140000 <sup>1</sup>	Lockwasher	12	58	7661000022	Stacking Nut	18
6	4706002235 <sup>1</sup>	Cover	1	59	7274000049	Clamp	8
7	7796000051 <sup>1</sup>	Gasket	1	60	7007000036	Adapter	26
8	7470000003 <sup>1</sup>	Sight Gauge	1	61	7274000030	Clamping Unit	4
9	7430000007 <sup>1</sup>	Filter	2	62	7661000027	Stacking Nut	24
10	7444100011 <sup>1</sup>	Plug	1				
11	7115181850	Capscrew	4				
12	7950180141	Flatwasher	4				
13	7949000015	Head Washer	4				
14	7636000006	Mount	4				
15	7949000016	Tail Washer	4				
16	7660182601	Locknut	4				
17	4679000149	Rub Block	2				
18	7115161223	Capscrew	4				
19	7660162601	Locknut	4				
20	7262000025	Chain w/Latch Hook	2				
21	7120000016	Capscrew	2				
22	7660182301	Locknut	2				
23	4706002258	Plate	2				
24	4062000270	Bar	2				
25	4062000272	Shim	2				
26	4706002259	Plate	2				
27	4062000271	Bar	2				
28	7118222216	Capscrew	4				
29	7660222308	Locknut	42				
30	4706002260	Plate	2				
31	4062000267*	Shim	2				
32	7118221816	Capscrew	38				
33	4706002261	Plate	2				
34	4062000268*	Shim	2				
35	4706002262	Plate	2				
36	4062000269*	Shim	2				
37	7912000067	Tubing	1				
38	7209000024	Split Bushing	12				
39	7445101025	Union	4				
40	7912000065	Tubing	1				
41	7912000066	Tubing	1				
42	7912000064	Tubing	1				
43	7209000031	Bushing	6				
44	7912000063	Tubing	1				
45	7209000032	Bushing	6				
46	7445080825	Union	2				
47	7912000068	Tubing	2				
48	7445121225	Union	2				
49	7912000062	Tubing	1				
50	7912000070	Tubing	6				
51	7209000023	Split Bushing	12				
52	7912000069	Tubing	2				
53	7209000033	Bushing	4				

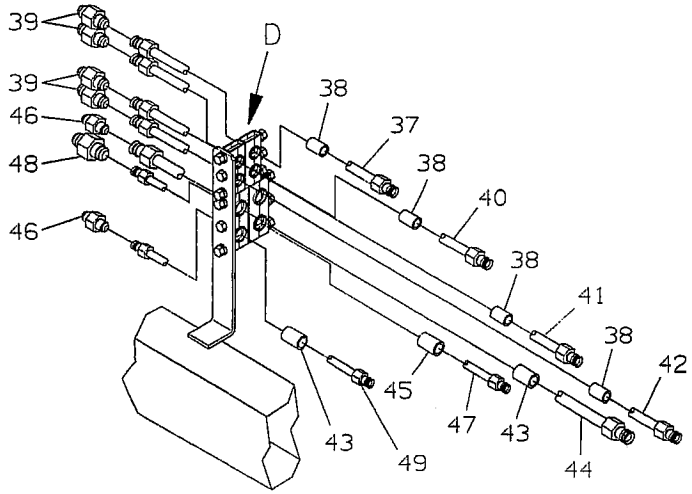
\* Available in Shim Kit #3577000029  
<sup>1</sup> Available in Assembly #3750000002

Rev. \_\_\_\_\_  
 Date \_\_\_\_\_

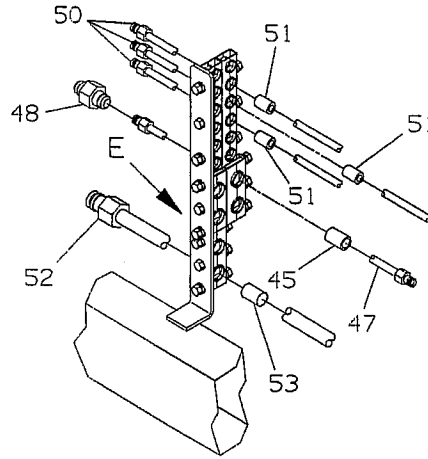
**SUBFRAME, HYDRAULIC TANK INSTALLATION**  
**SHEET 1 OF 2**



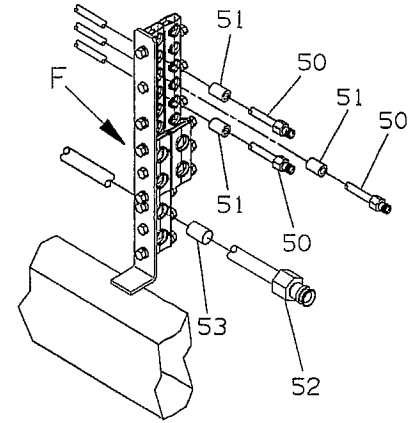
**SUBFRAME, HYDRAULIC TANK INSTALLATION**  
**SHEET 2 OF 2**



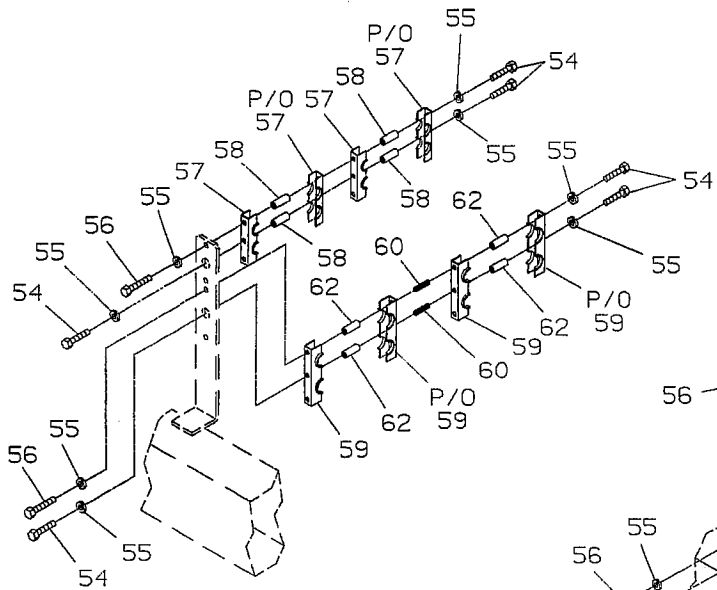
VIEW A



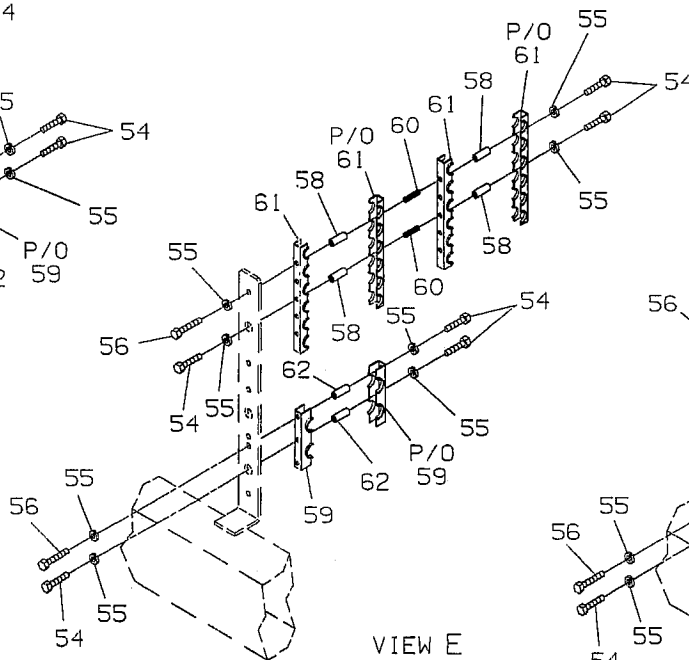
VIEW B



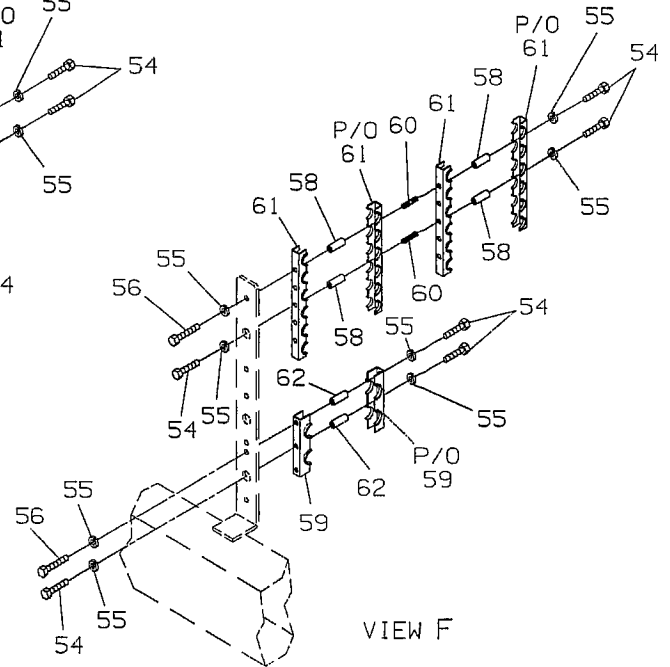
VIEW C



VIEW D



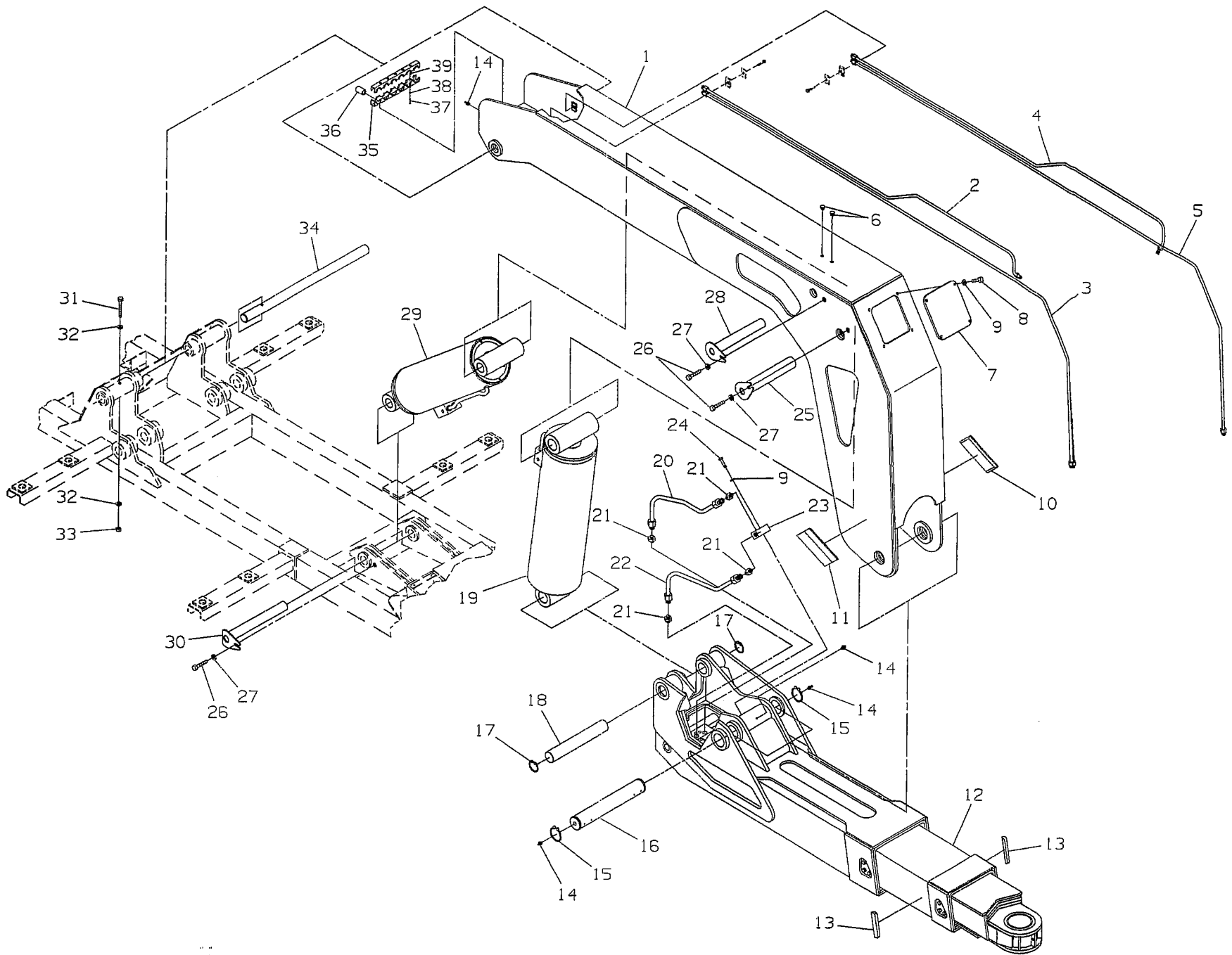
VIEW E



VIEW F

THIS PAGE INTENTIONALLY LEFT BLANK

# UNDERLIFT INSTALLATION



Rev. \_\_\_\_\_  
Date \_\_\_\_\_

## PARTS LIST — UNDERLIFT INSTALLATION

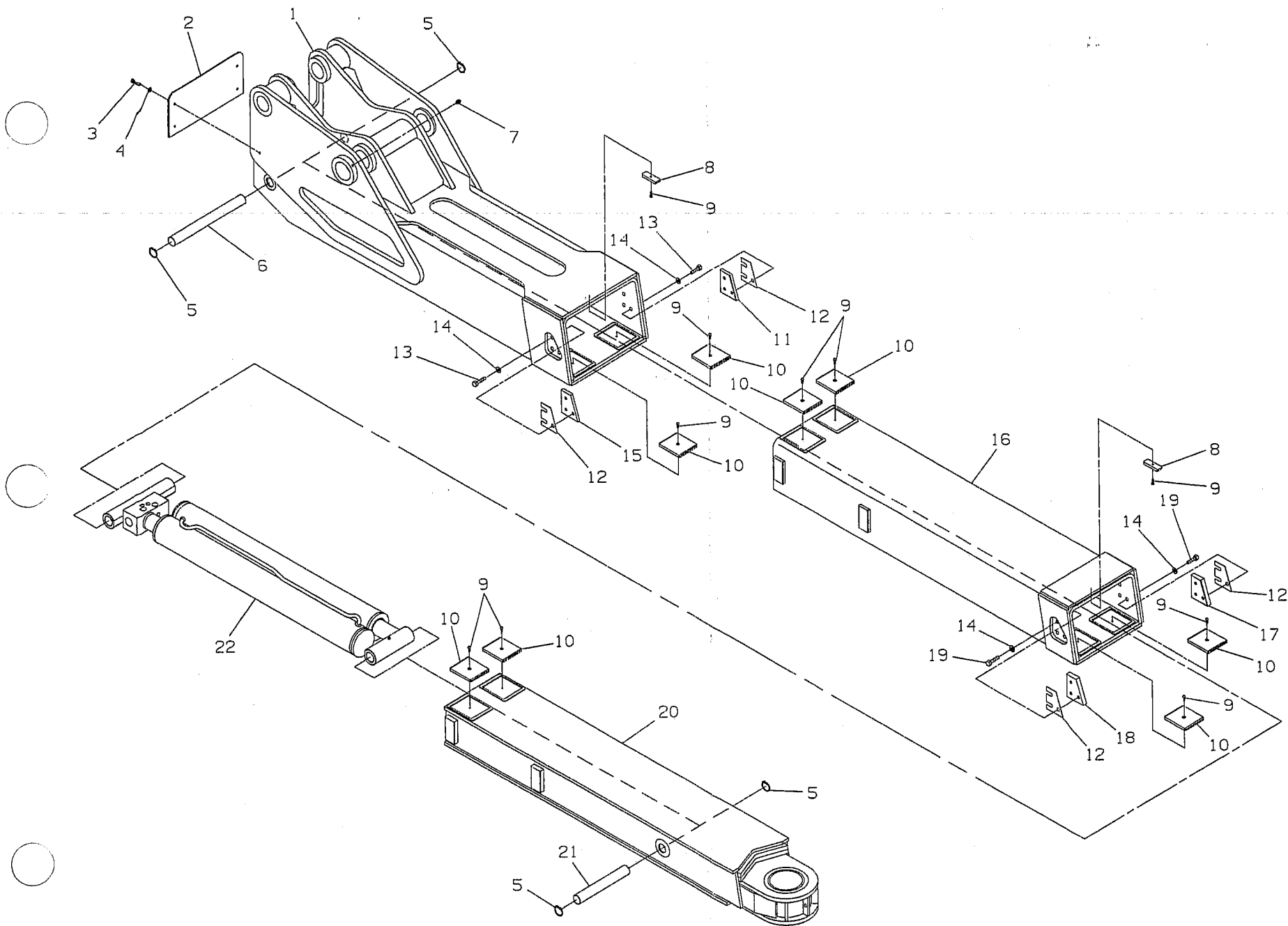
Ref. No.	Part No.	Description	Qty.
1	3170000126	Lift Boom Weldment	1
2	7912000055	Tubing	1
3	7912000057	Tubing	1
4	7912000056	Tubing	1
5	7912000058	Tubing	1
6	7189000017	Bumper	2
7	4706002206	Cover	1
8	7115161250	Capscrew	4
9	7950160000	Lockwasher	6
10	4062000277	Bar	1
11	4062000276	Bar	1
12	3507100001	Underlift Assy	1
13	4706002227	Plate	2
14	7440030000	Grease Fitting	4
15	7754000018	Retaining Ring	2
16	4691000291	Pin	1
17	7754000051	Retaining Ring	2
18	4691000290	Pin	1
19	7320000025	Tilt Cylinder	1
20	7912000060	Tubing	1
21	7445060643	Adapter	4
22	7912000059	Tubing	1
23	4619000006	Manifold	1
24	7115161650	Capscrew	2
25	3691000154	Pin	1
26	7115180650	Capscrew	3
27	7950180000	Lockwasher	3
28	3691000153	Pin	1
29	7320000024	Lift Cylinder	1
30	3691000152	Pin	1
31	7115183250	Capscrew	1
32	7950180161	Flatwasher	2
33	7660182601	Locknut	1
34	4691000284	Pin	1
35	7274000030	Clamping Unit	1
36	7209000025	Bushing	4
37	7115150650	Capscrew	7
38	7950150000	Lockwasher	7
39	7661000022	Stacking Nut	5

## PARTS LIST — UNDERLIFT ASSEMBLY

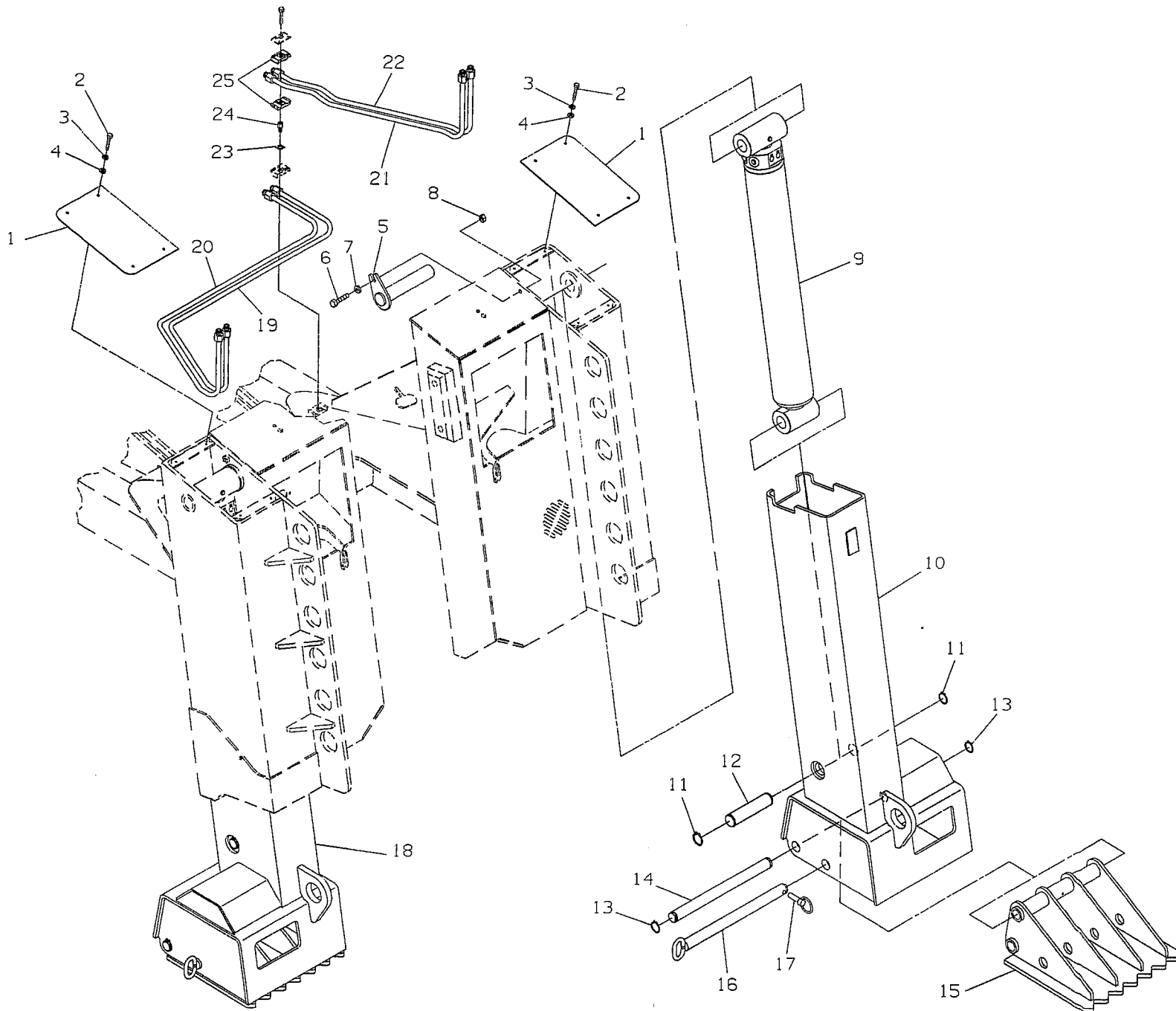
Ref. No.	Part No.	Description	Qty.
1	3170000125	Base Boom Weldment	1
2	4706002207	Cover	1
3	7115140650	Capscrew	4
4	7950140000	Lockwasher	4
5	7754000043	Snap Ring	4
6	4691000292	Pin	1
7	7440030000	Grease Fitting	1
8	4679000147	Pad	2
9	7114140518	Capscrew	10
10	4679000146	Pad	8
11	4706002209	Stop, RH	1
12	4812000057	Shim	4
13	7108181050	Capscrew	6
14	7950180153	Flatwasher	12
15	4706002211	Stop, LH	1
16	3170000124	Mid Boom Weldment	1
17	4706002208	Stop, RH	1
18	4706002210	Stop, LH	1
19	7108180850	Capscrew	6
20	3170000123	Fly Boom Weldment	1
21	4691000293	Pin	1
22	7320000026	Cylinder	1



# UNDERLIFT ASSEMBLY



# SPADE INSTALLATION



Rev. \_\_\_\_\_  
Date \_\_\_\_\_

B-10

## PARTS LIST — SPADE INSTALLATION

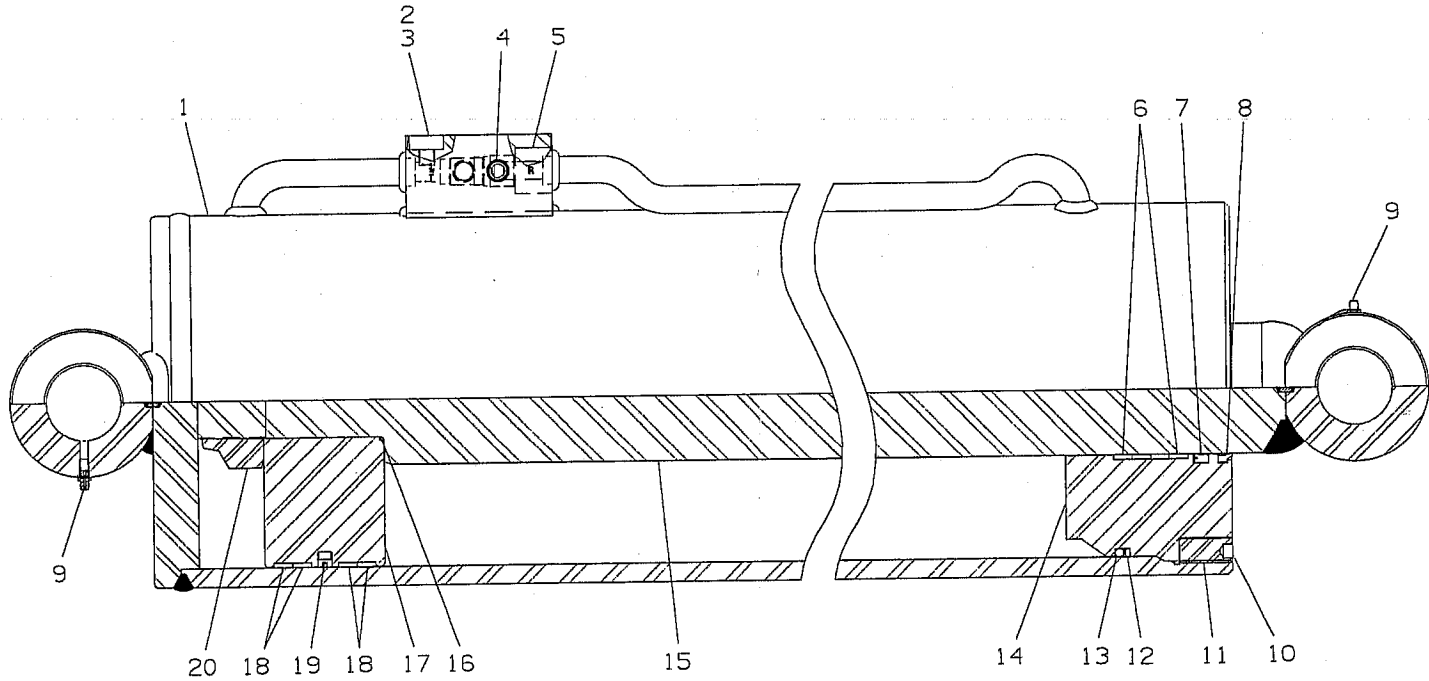
Ref. No.	Part No.	Description	Qty.
1	4706002113	Plate	2
2	7115140650	Capscrew	8
3	7950140000	Lockwasher	8
4	7950140151	Flatwasher	8
5	3691000139	Pin	2
6	7115161250	Capscrew	2
7	7950160151	Flatwasher	2
8	7660162601	Locknut	2
9	7320000006	Spade Cylinder	2
10	3263000061	Spade Weldment, RH	1
11	7754000033	Retaining Ring	4
12	4691000207	Pin	2
13	7754000008	Retaining Ring	4
14	4691000200	Pin	2
15	3706000094	Spade Foot	2
16	3691000126	Pin	2
17	7691000019	Lynch Pin	2
18	3263000062	Spade Weldment, LH	1
19	7912000074	Tube	1
20	7912000073	Tube	1
21	7912000072	Tube	1
22	7912000071	Tube	1
23	7949000050	Safety Washer	1
24	7661000030	Bolt	1
25	7274000037	Half Clamp	1

**PARTS LIST — UNDERLIFT LIFT CYLINDER  
732000024**

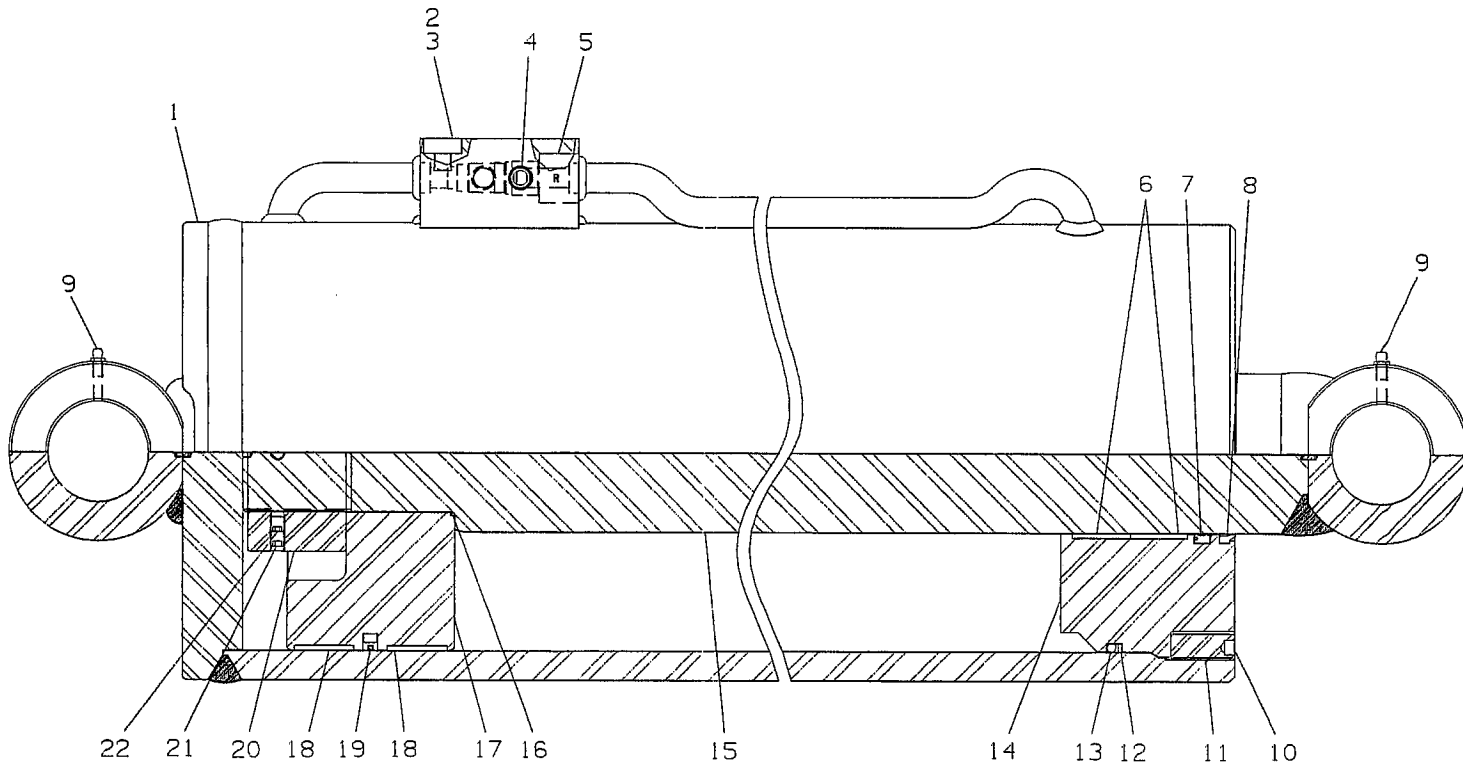
<b>Ref. No.</b>	<b>Part No.</b>	<b>Description</b>	<b>Qty.</b>
1	9912250006	Tube Assy	1
2	9701250005	Bleeder Plug	1
3	9796250079*	Washer Seal	1
4	9701250007	Port Plug	2
5	7935000139	Counterbalance Valve	1
6	9754250019*	Wear Ring	4
7	9796250072*	Seal	1
8	9796250083*	Wiper Seal	1
9	7440030000	Lube Fitting	2
10	9786250005	Setscrew	1
11	9254250007	Headcap	1
12	9754250011*	Back-Up Ring	1
13	9796250068*	O-Ring	1
14	9553250008	Head	1
15	9763250011	Rod Assy	1
16	9796250062*	O-Ring	1
17	9698250006	Piston	1
18	9754250017*	Wear Ring	4
19	9796250076*	Seal	1
20	9661250017	Locknut	1

\* Available only in Service Kit #7577250187

UNDERLIFT LIFT CYLINDER  
732000024



**UNDERLIFT TILT CYLINDER**  
**732000025**



Rev. \_\_\_\_\_  
Date \_\_\_\_\_

**PARTS LIST — UNDERLIFT TILT CYLINDER  
732000025**

Ref. No.	Part No.	Description	Qty.
1	9912250008	Tube Assy	1
2	9701250005	Bleeder Plug	1
3	9796250079*	Washer Seal	1
4	9701250007	Port Plug	2
5	7935000139	Counterbalance Valve	1
6	9754250023*	Wear Ring	2
7	9796250078*	Seal	1
8	9796250084*	Wiper Seal	1
9	7440030000	Lube Fitting	2
10	9786250005	Setscrew	1
11	9254250008	Headcap	1
12	9754250012*	Back-Up Ring	1
13	9796250059*	O-Ring	1
14	9553250003	Head	1
15	9763250013	Rod Assy	1
16	9796250065*	O-Ring	1
17	9698250005	Piston	1
18	9754250022*	Wear Ring	2
19	9796250077*	Seal	1
20	9661250019	Nut	1
21	9786250004	Setscrew	4
22	9701250006	Plug	2

\* Available only in Service Kit #7577250188

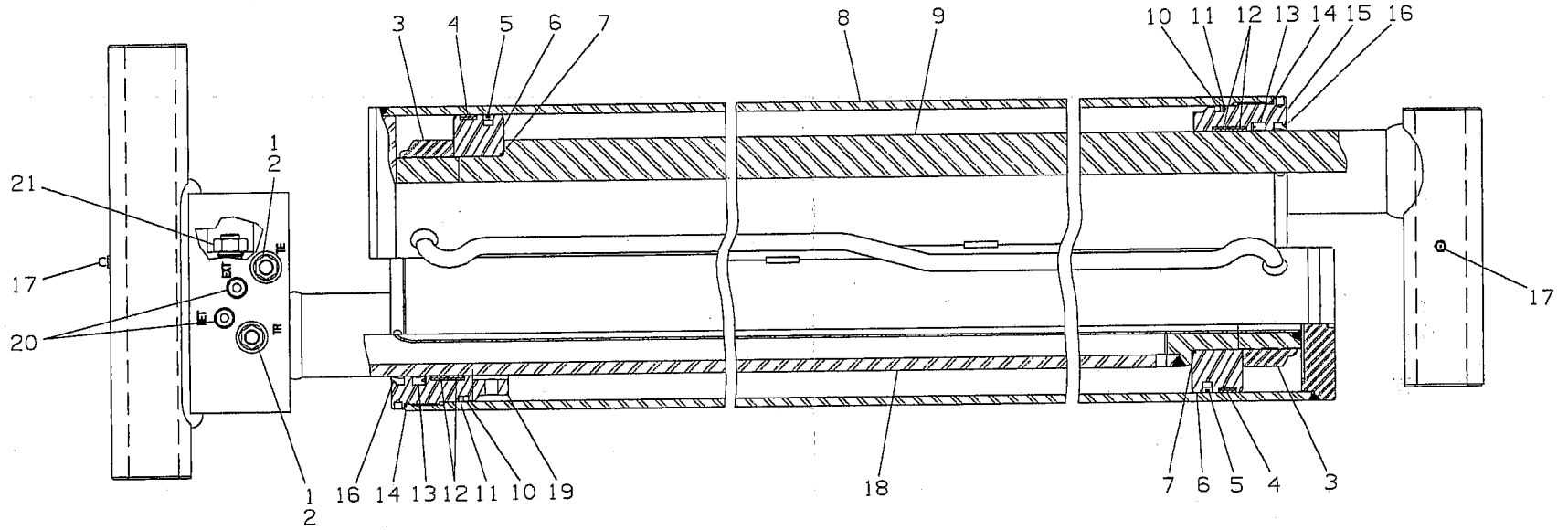
**PARTS LIST — UNDERLIFT EXT. CYLINDER**  
**7320000026**

<b>Ref. No.</b>	<b>Part No.</b>	<b>Description</b>	<b>Qty.</b>
1	9701250005	Bleeder Plug	2
2	9796250079*	Washer Seal	2
3	9661250016	Locknut	2
4	9754250014*	Wear Ring	2
5	9796250073*	Seal	2
6	9698250004	Piston	2
7	9796250061*	O-Ring	2
8	9912250009	Tube Assy	1
9	9763250014	Rod Assy	1
10	9796250057*	O-Ring	2
11	9754250009*	Back-Up Ring	2
12	9754250020*	Wear Ring	4
13	9796250070*	Seal	2
14	9796250058*	O-Ring	2
15	9553250005	Head	1
16	9796250081*	Wiper Seal	2
17	7440030000	Lube Fitting	2
18	9763250008	Rod-Tube Assy	1
19	9553250007	Head	1
20	9701250007	Port Plug	2
21	9935250025	Cartridge Check Kit Assy	1

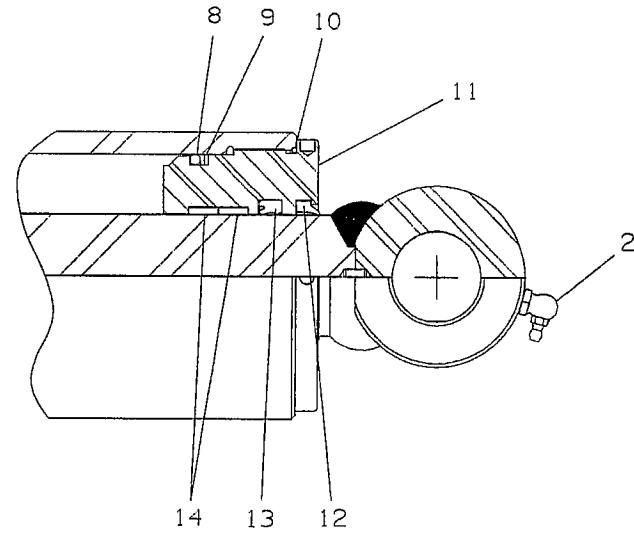
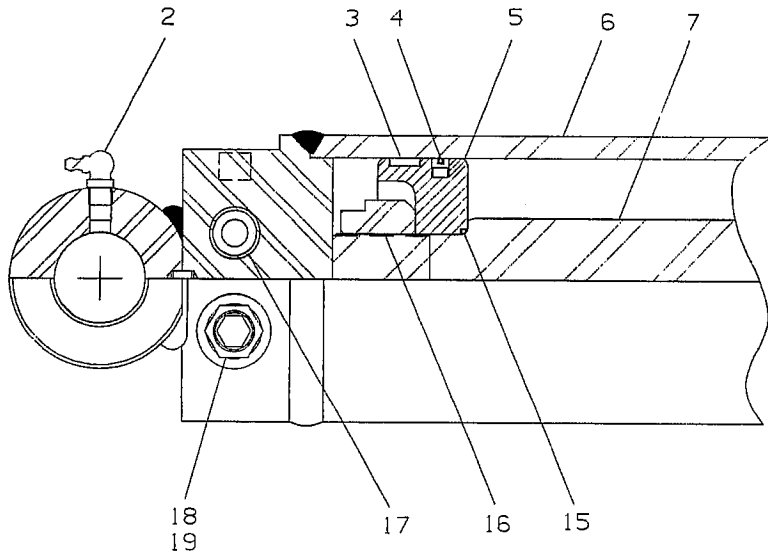
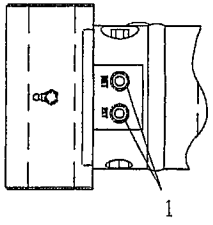
\* Available only in Service Kit #7577250189



UNDERLIFT EXT. CYLINDER  
732000026



**SPADE CYLINDER**  
**732000006**



**PARTS LIST — SPADE CYLINDER**  
**7320000006**

Ref. No.	Part No.	Description	Qty.
1	9701250007	Port Plug	2
2	7440030400	Lube Fitting	2
3	9754250014*	Wear Ring	1
4	9796250073*	Seal	1
5	9698250007	Piston	1
6	9912250004	Tube Assy	1
7	9763250009	Rod Assy	1
8	9796250057*	O-Ring	1
9	9754250009*	Back-Up Ring	1
10	9796250066*	O-Ring	1
11	9553250009	Head	1
12	9796250080*	Wiper Seal	1
13	9796250069*	Seal	1
14	9754250015*	Wear Ring	2
15	9796250061*	O-Ring	1
16	9661250016	Locknut	1
17	7935000139	Counterbalance Valve	2
18	9796250079*	Washer Seal	2
19	9701250005	Bleeder Plug	2

\* Available only in Service Kit #7577000167

THIS PAGE INTENTIONALLY LEFT BLANK

## BODY PARTS

Body Mudflap and Toolholders Instl .....	C-2
Body Panel - Tandem Axle .....	C-5
Body Panel - Triple Axle .....	C-6
Body - Door and Hardware Assembly .....	C-9
Body - Door and Hardware Assembly .....	C-10
Shelf Assembly .....	C-13
Flare Installation Tandem Axle .....	C-14
Flare Installation Triple Axle .....	C-17
Control Valve Assembly .....	C-18
Air Control Station .....	C-21
Remote Radio and Hydraulic Control Station Instl .....	C-22
Stand - Alone Toolbox - Door and Hardware Assy .....	C-27
Full Height Toolbox - Door and Hardware Assy .....	C-28
Short Toolbox - Door and Hardware Assy .....	C-30
Headboard Installation .....	C-33
Decal Installation .....	C-34
Body Lights .....	C-38

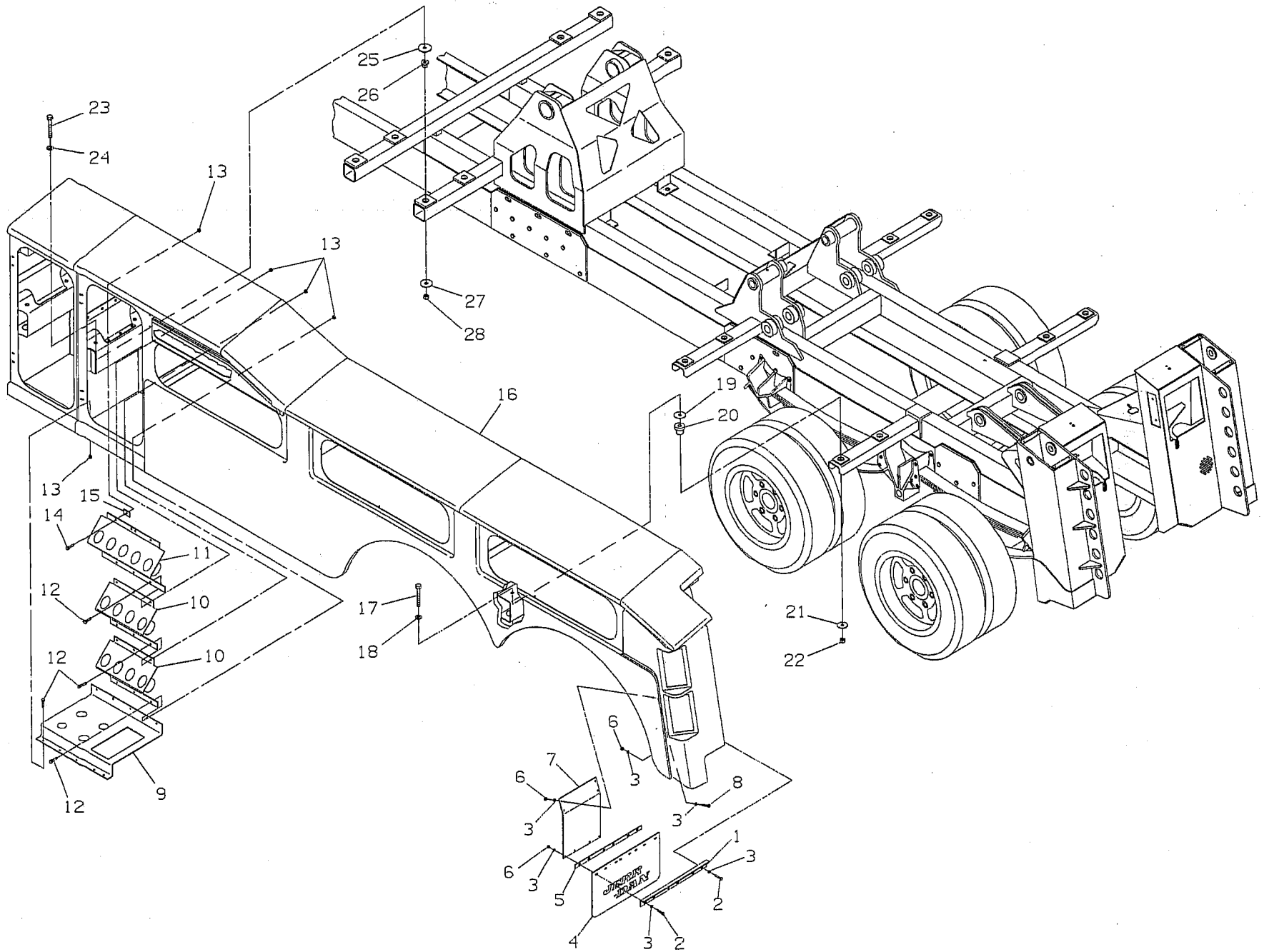
**PARTS LIST — BODY, MUDFLAP AND  
TOOLHOLDERS INSTALLATION**

<b>Ref. No.</b>	<b>Part No.</b>	<b>Description</b>	<b>Qty.</b>
1	4017000719	Angle	2
2	7118151250	Capscrew	12
3	7950150151	Flatwasher	40
4	7638000007	Mudflap	2
5	4706001815	Plate	2
6	7660152601	Locknut	20
7	4178000242	Bracket	2
8	7115150850	Capscrew	8
9	3178000222	Basetool Holder	1
10	3178000221	Intermediate Tool Holder	2
11	3178000220	Top Tool Holder	1
12	7115160850	Capscrew	16
13	7660160001	Nut	19
14	7115161050	Capscrew	3
15	4812000047	Shim	1
16	3502080063	St. Alone Body Assy, 52" Tandem, LH	1
	3502080064	St. Alone Body Assy, 52" Tandem, RH	1
	3502080065	St. Alone Body Assy, 58.5" Tandem, LH	1
	3502080066	St. Alone Body Assy, 58.5" Tandem, RH	1
	3502080067	St. Alone Body Assy, 52" Tri Axle, LH	1
	3502080068	St. Alone Body Assy, 52" Tri Axle, RH	1
	3502080069	St. Alone Body Assy, 58.5" Tri Axle, LH	1
	3502080070	St. Alone Body Assy, 58.5" Tri Axle, RH	1
17	7115202850	Capscrew	8
18	7950200161	Flatwasher	8
19	7949000019	Washer	8
20	7636000008	Mount	8
21	7949000020	Washer	8
22	7660200001	Nut	8
23	7115223250	Capscrew	8
24	7950220161	Flatwasher	8
25	7949000017	Washer	8
26	7636000007	Mount	8
27	7949000018	Washer	8
28	7660220001	Nut	8

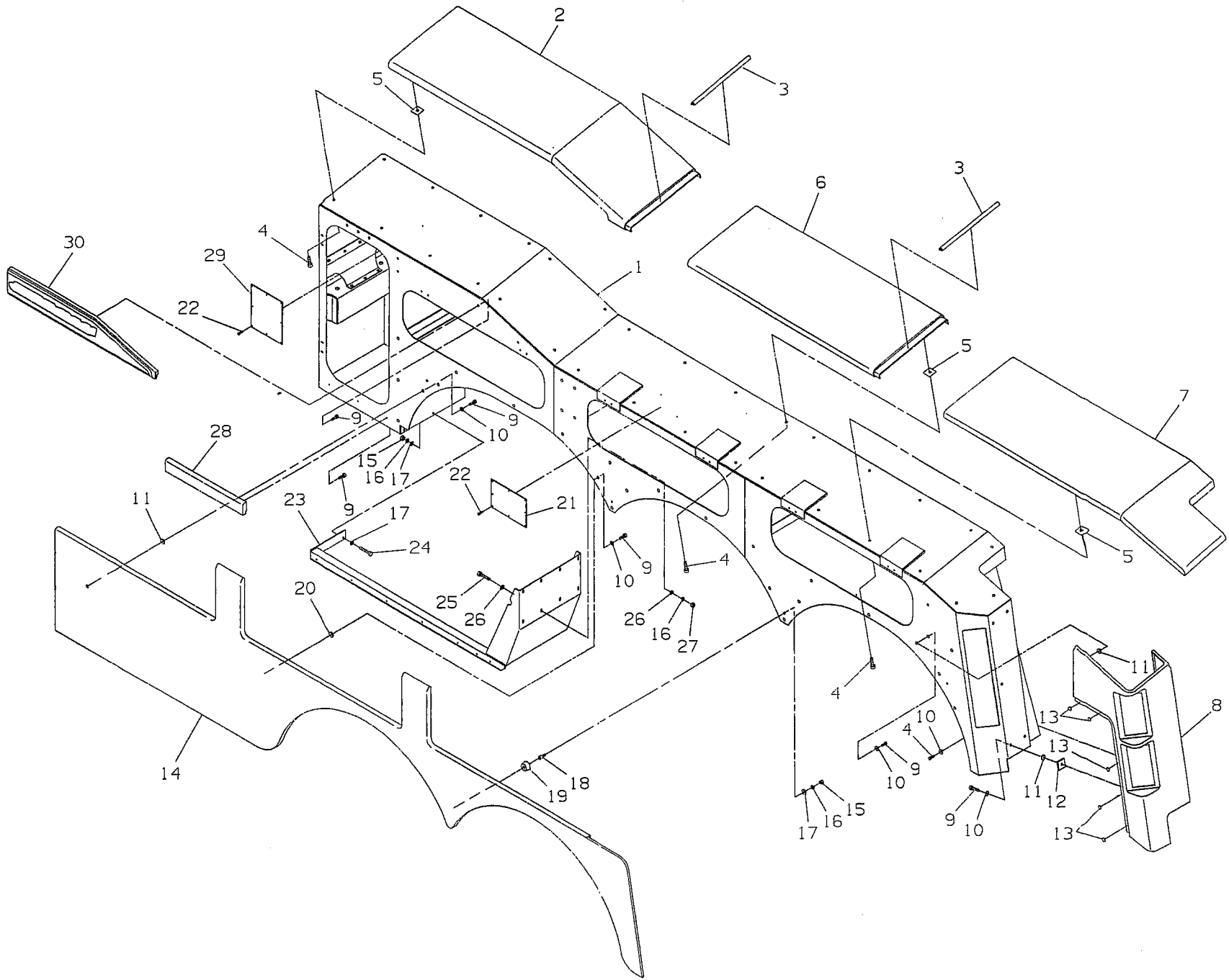
Rev. \_\_\_\_\_

Date \_\_\_\_\_

# BODY, MUDFLAP AND TOOLHOLDERS INSTALLATION



# BODY PANEL - TANDEM AXLE



Rev. \_\_\_\_\_  
Date \_\_\_\_\_



## PARTS LIST — BODY PANEL - TANDEM AXLE

Ref. No.	Part No.	Description	Qty.
1	3502080047	Body Assy, LH	1
	3502080048	Body Assy, RH	1
2	7686000010	Front Cap Panel, LH	1
	7686000009	Front Cap Panel, RH	1
3	7632046022	Moulding	4
4	7790141251	Hex Hd Screw	68
5	4679000120	Pad	62
6	7686000025	Top Cap Panel, LH	1
	7686000024	Top Cap Panel, RH	1
7	7686000018	Rear Cap Panel, LH	1
	7686000017	Rear Cap Panel, RH	1
8	7686000014	Tail Light Panel, LH	1
	7686000013	Tail Light Panel, RH	1
9	7790142051	Hex Hd Screw	94
	7790141651	Hex Hd Screw (Alternate Part)	94
10	7949000022	Fender Washer	82
11	4636000031	Rubber Mount	44
12	4679000122	.38 Rubber Pad	10
	4679000121	.25 Rubber Pad (Alternate Part)	10
13	7189000015	Bumper	10
14	4686000089	52" Wheelwell Panel, LH	1
	4686000090	52" Wheelwell Panel, RH	1
	4686000093	58.5" Wheelwell Panel, LH	1
	4686000094	58.5" Wheelwell Panel, RH	1
15	7660160001	Nut	12
16	7950160000	Lockwasher	12
17	7950160161	Flatwasher	16
18	4691000245	Pin	8
19	4636000033	Rubber Mount	8
20	4636000032	Rubber Mount	34
21	4811000091	Sheet	2
22	7790100856	Screw	32
23	3017000028	Bracket Weldment, LH	1
	3017000029	Bracket Weldment, RH	1
24	7115161050	Capscrew	4
25	7115161250	Capscrew	16
26	7950160151	Flatwasher	32
27	7660160000	Nut	16
28	7686000019	Filler Strip Panel	2
29	4811000221	Sheet	2
30	7686000016	Logo Panel, LH	1
	7686000015	Logo Panel, RH	1

Rev. \_\_\_\_\_

Date \_\_\_\_\_

C-5

**JERR-DAN**

An Oshkosh Truck Corporation Company

# PARTS LIST — BODY PANEL - TRIPLE AXLE

Ref. No.	Part No.	Description	Qty.
1	3502080047	Body Assy, LH	1
	3502080048	Body Assy, RH	1
2	7686000010	Front Cap Panel, LH	1
	7686000009	Front Cap Panel, RH	1
3	7632046022	Moulding	4
4	7790141251	Hex Hd Screw	68
5	4679000120	Pad	62
6	7686000025	Top Cap Panel, LH	1
	7686000024	Top Cap Panel, RH	1
7	7686000018	Rear Cap Panel, LH	1
	7686000017	Rear Cap Panel, RH	1
8	7686000014	Tail Light Panel, LH	1
	7686000013	Tail Light Panel, RH	1
9	7790142051	Hex Hd Screw	94
	7790141651	Hex Hd Screw (Alternate Part)	94
10	7949000022	Fender Washer	82
11	4636000031	Rubber Mount	44
12	4679000122	.38 Rubber Pad	10
	4679000121	.25 Rubber Pad (Alternate Part)	10
13	7189000015	Bumper	10
14	4686000091	52" Wheelwell Panel, LH	1
	4686000092	52" Wheelwell Panel, RH	1
	4686000095	58.5" Wheelwell Panel, LH	1
	4686000096	58.5" Wheelwell Panel, RH	1
15	7660160001	Nut	8
16	7950160000	Lockwasher	8
17	7950160161	Flatwasher	8
18	4691000245	Pin	8
19	4636000033	Rubber Mount	8
20	4636000032	Rubber Mount	34
21	7686000019	Filler Strip Panel	2
22	4811000091	Sheet	2
23	7790100856	Screw	32
24	4811000221	Sheet	2
25	7686000016	Logo Panel, LH	1
	7686000015	Logo Panel, RH	1

Rev. \_\_\_\_\_

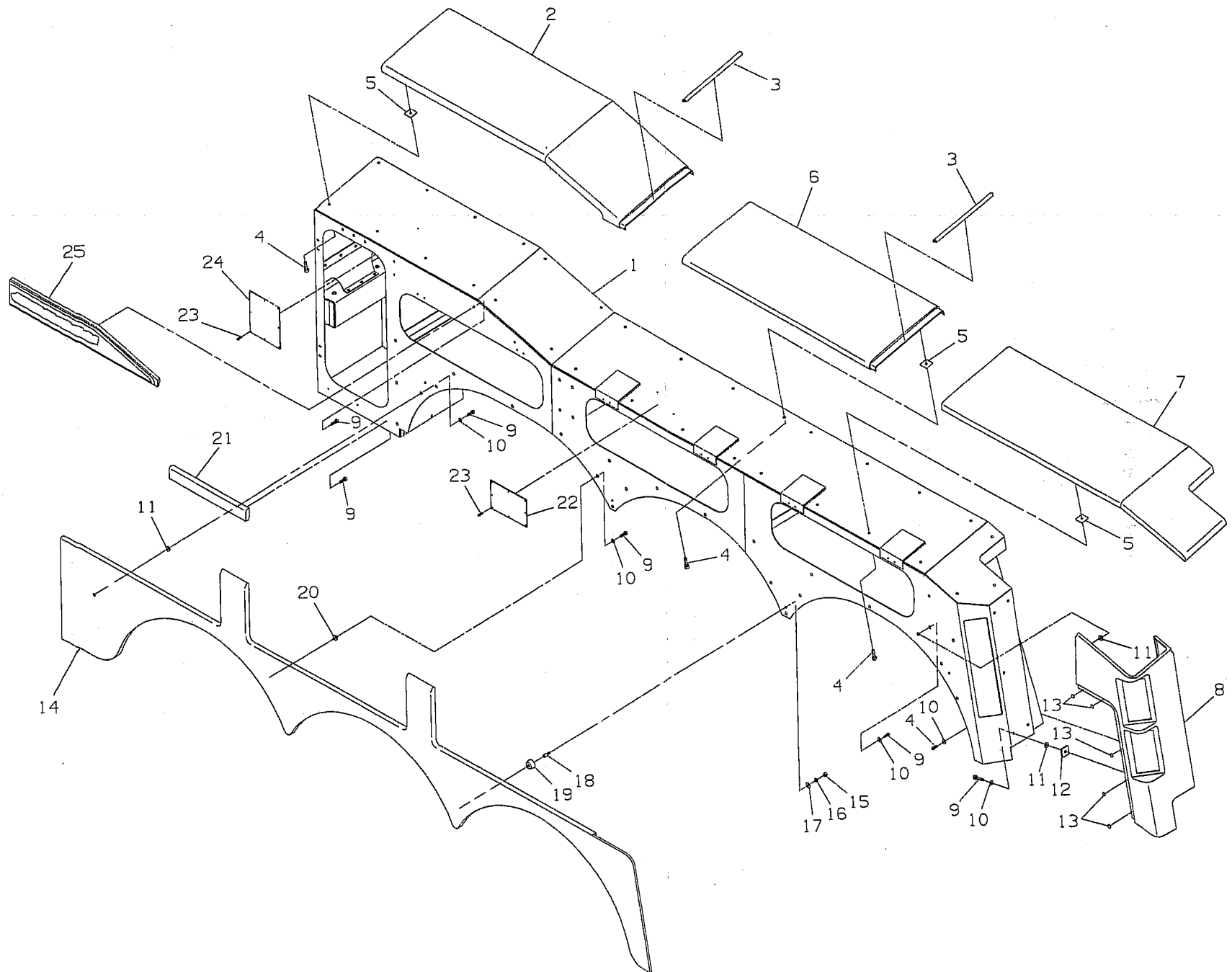
Date \_\_\_\_\_

C-6

**JERR-DAN**

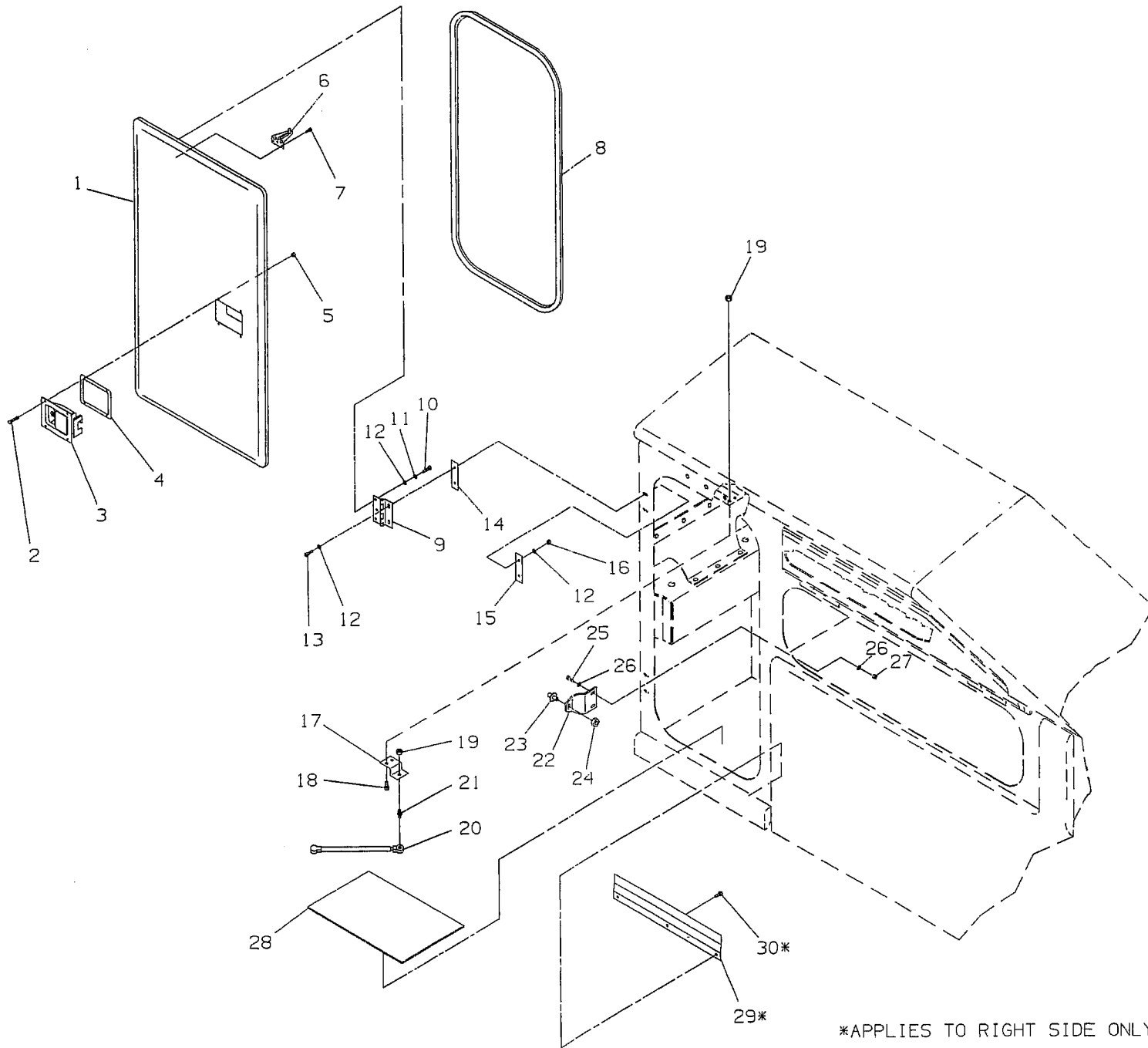
An Oshkosh Truck Corporation Company

# BODY PANEL - TRIPLE AXLE



Rev. \_\_\_\_\_  
Date \_\_\_\_\_

# BODY - DOOR AND HARDWARE ASSEMBLY



\*APPLIES TO RIGHT SIDE ONLY

## PARTS LIST — BODY - DOOR AND HARDWARE ASSEMBLY

Ref. No.	Part No.	Description	Qty.
1	4686000072	Panel Door, LH	1
	4686000073	Panel Door, RH	1
2	7114100818	Capscrew	8
3	7595000005	Paddle Latch	2
4	7796000038	Gasket	2
5	7660102601	Nut	8
6	7178000023	Ball Stud Bracket	2
7	7114100418	Capscrew	6
8	4632000012	Door Seal	2
9	7555000002	Hinge	4
10	7114140418	Capscrew	12
11	7949000025	Lockwasher	12
12	7950140161	Flatwasher	28
13	7114140818	Capscrew	8
14	4812000052	Shim	4
15	4062000173	Bar	4
16	7660142601	Locknut	8
17	4178000240	Bracket	2
18	7115150650	Capscrew	4
19	7660152601	Locknut	6
20	7843000020	Spring	2
21	7865000001	Ball Stud	2
22	4178000225	Bracket	2
23	7585000004	Latch Striker	2
24	7661000021	Locknut	2
25	7115161050	Capscrew	4
26	7950160141	Washer	6
27	7660162601	Locknut	2
28	4679000118	Rubber Pad, LH	1
	4679000114	Rubber Pad, RH	1
29	4811000135(A)	Sheet	1
30	7790141651(A)	Hex Head Screw	3

A — Applies to Right Side only

# PARTS LIST — BODY - DOOR AND HARDWARE ASSEMBLY

Ref. No.	Part No.	Description	Qty.
1	4679000117	Rubber Pad	2
2	4679000142	Rubber Pad	2
3	4679000143	Rubber Pad	2
4	4679000141	Rubber Pad, LH	1
	4679000144	Rubber Pad, RH	1
5	4686000074	Horizontal Door	6
6	4632000013	Door Seal	6
7	3555000007	Hinge Weldment	8
8	7114140518	Capscrew	36
9	7949000025	Lockwasher	36
10	7950100151	Flatwasher	36
11	7115140650	Capscrew	24
12	7950140161	Flatwasher	24
13	7660142601	Locknut	24
14	7843000022	Spring	12
15	7865000001	Ball Stud	12
16	7660152601	Locknut	12
17	7178000023	Bracket	12
18	7114100618	Capscrew	36
19	7660102601	Nut	60
20	3555000008	Hinge Weldment	4
21	4062000174	Bar	4
22	7595000005	Paddle Latch	6
23	7114100818	Capscrew	24
24	7796000038	Gasket	6
25	4178000225	Bracket	6
26	7585000004	Latch Striker	6
27	7661000021	Locknut	6
28	7115161050	Capscrew	12
29	7950160161	Flatwasher	24
30	7660162601	Locknut	12

Rev. \_\_\_\_\_

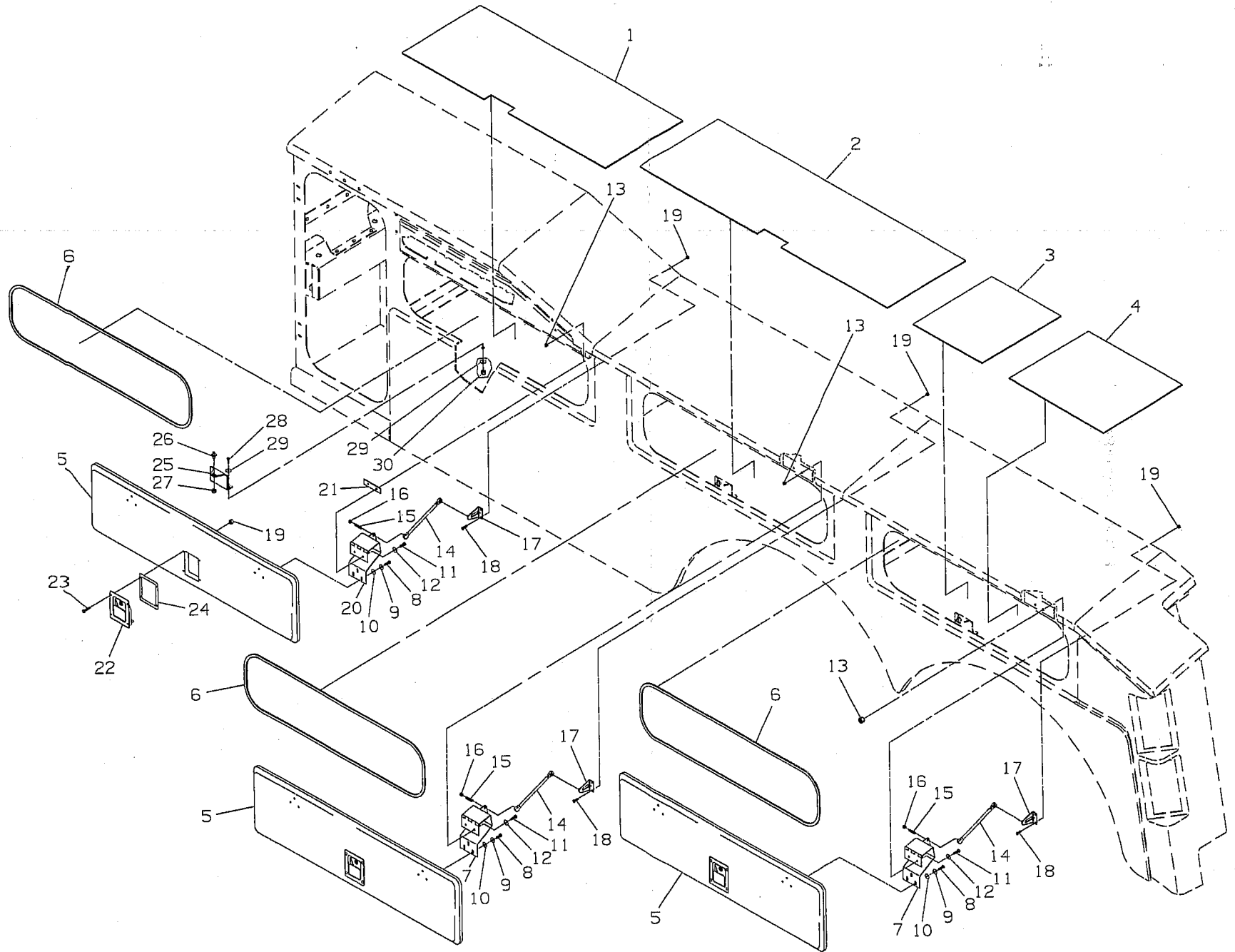
Date \_\_\_\_\_

**JERR-DAN**

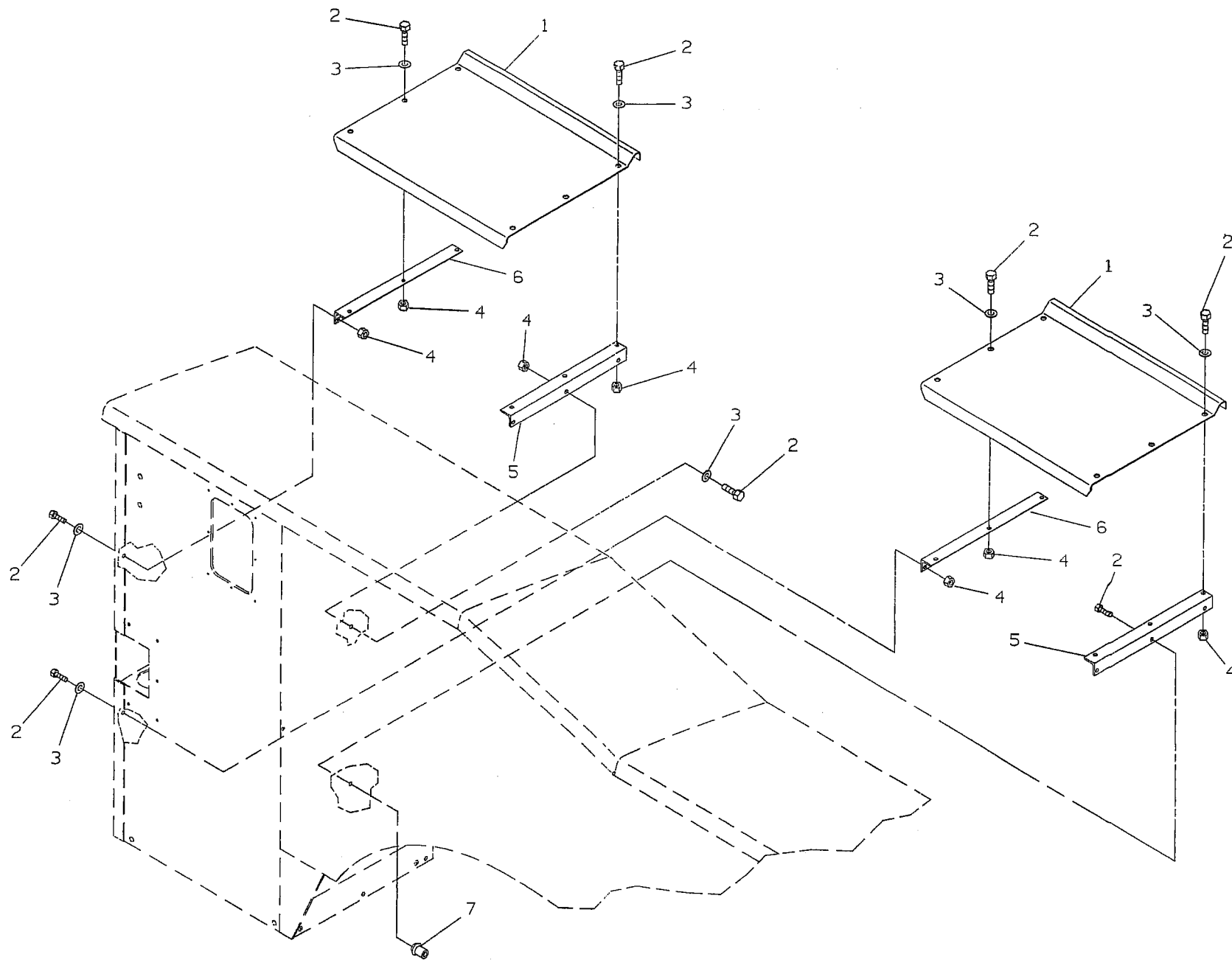
An Oshkosh Truck Corporation Company

C-10

# BODY - DOOR AND HARDWARE ASSEMBLY



# SHELF ASSEMBLY





# PARTS LIST — SHELF ASSEMBLY

Ref. No.	Part No.	Description	Qty.
1	4811000142	Sheet	2
2	7115160850	Capscrew	24
3	7950160161	Flatwasher	21
4	7660160001	Nut	21
5	4017000727	Angle, LH	2
6	4017000714	Angle, RH	2
7	7661000003	Rivnut	3

Rev. \_\_\_\_\_

Date \_\_\_\_\_

**JERR-DAN**

An DeKorah Truck Corporation Company

C-13

## PARTS LIST — FLARE INSTALLATION TANDEM AXLE

Ref. No.	Part No.	Description	Qty.
1	4415000019	52" Wheelwell Flare, LH	1
	4415000017	52" Wheelwell Flare, RH	1
	4415000030	58.5" Wheelwell Flare, LH	1
	4415000028	58.5" Wheelwell Flare, RH	1
2	7111141050	Capscrew	16
3	7950140151	Flatwasher	80
4	7660142601	Locknut	40
5	7002000187	Rubber Fender Flares	2 pr
6	7415000010	52" Flare Junction Panel	2
	7415000011	58.5" Flare Junction Panel	2
7	7790142051	Hex Hd Screw	2
8	7949000022	Fender Washer	2
9	4679000148	Isolator Pad	2
10	4415000018	52" Wheelwell Flare, LH	1
	4415000016	52" Wheelwell Flare, RH	1
	4415000029	58.5" Wheelwell Flare, LH	1
	4415000027	58.5" Wheelwell Flare, RH	1
11	7115141850	Capscrew	24
12	4415000036	52" Wheelwell Body Flare	2
	4415000038	58.5" Wheelwell Body Flare	2
13	4831000070	Spacer	2
14	7415000014	Cap, LH	3
	7415000013	Cap, RH	3
15	4415000045	1 Toolbox Flare	2
	4415000046	2 Toolbox Flare	2
	4415000015	3 Toolbox Flare	2
	4415000021	4 Toolbox Flare	2
16	7115141850	Capscrew	*
17	7950140151	Flatwasher	*
18	7660142601	Locknut	*

\* Quantity varies according to body length.

Rev. \_\_\_\_\_

Date \_\_\_\_\_

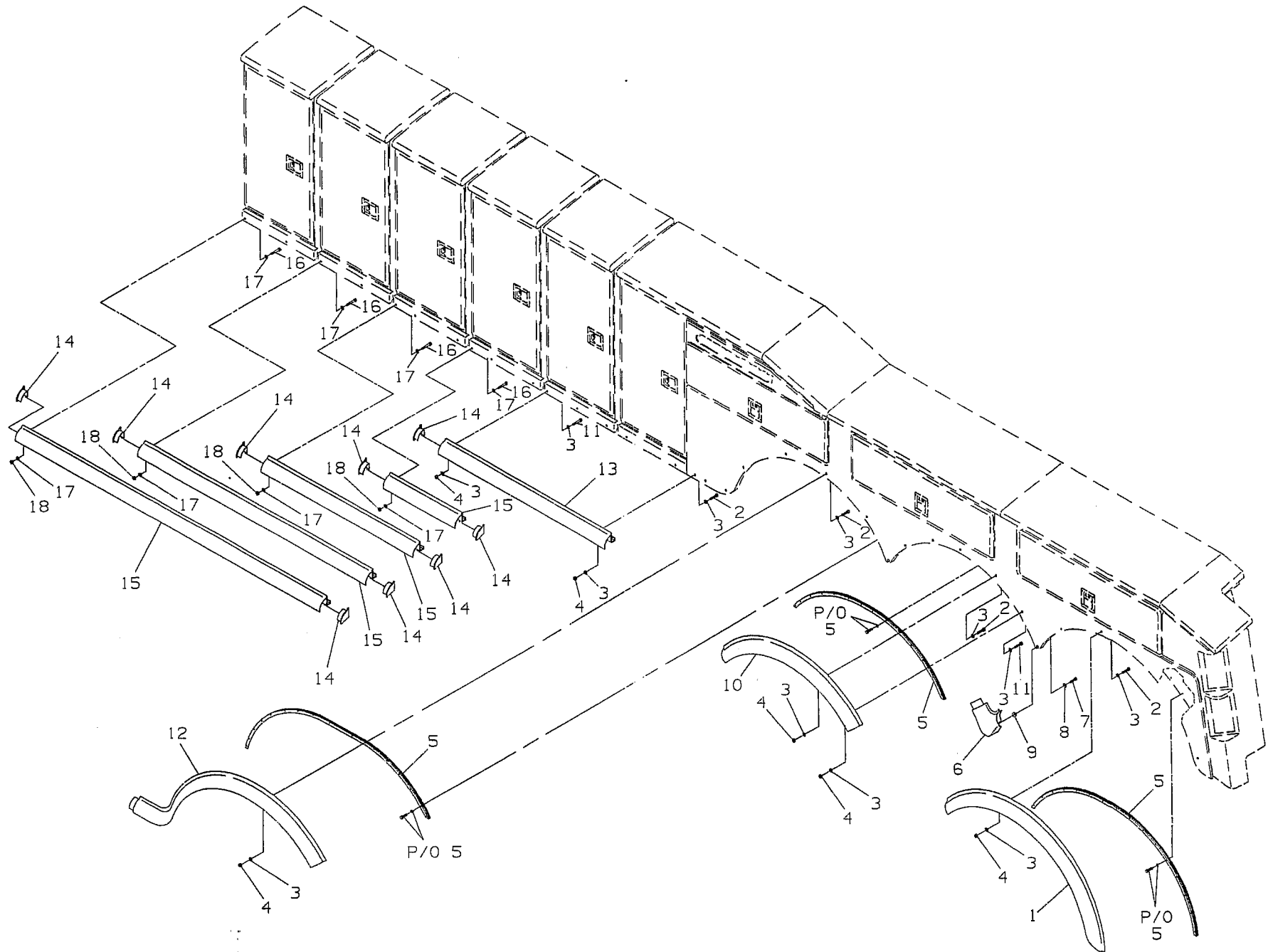
**JERR-DAN**

C-14

An Oshkosh Truck Corporation Company



# FLARE INSTALLATION TRIPLE AXLE



Rev. \_\_\_\_\_  
Date \_\_\_\_\_

## PARTS LIST — FLARE INSTALLATION TRIPLE AXLE

Ref. No.	Part No.	Description	Qty.
1	4415000019	52" Wheelwell Flare, LH	1
	4415000017	52" Wheelwell Flare, RH	1
	4415000030	58.5" Wheelwell Flare, LH	1
	4415000028	58.5" Wheelwell Flare, RH	1
2	7111141050	Capscrew	26
3	7950140151	Flatwasher	76
4	7660142601	Locknut (52" Wheelwell Flare)	38
		Locknut (58.5" Wheelwell Flare)	40
5	7002000187	Rubber Fender Flares	3 pr
6	7415000010	52" Flare Junction Panel	4
	7415000011	58.5" Flare Junction Panel	4
7	7790142051	Hex Hd Screw	4
8	7949000022	Fender Washer	4
9	4679000148	Isolator Pad	4
10	4415000043	52" Wheelwell Flare	2
	4415000044	58.5" Wheelwell Flare	2
11	7115141850	Capscrew (52" Wheelwell Flare)	12
		Capscrew (58.5" Wheelwell Flare)	14
12	4415000018	52" Wheelwell Flare, LH	1
	4415000016	52" Wheelwell Flare, RH	1
	4415000029	58.5" Wheelwell Flare, LH	1
	4415000027	58.5" Wheelwell Flare, RH	1
13	4415000040	52" Wheelwell Body Flare	2
	4415000042	58.5" Wheelwell Body Flare	2
14	7415000014	Cap, LH	3
	7415000013	Cap, RH	3
15	4415000045	1 Toolbox Flare	2
	4415000046	2 Toolbox Flare	2
	4415000015	3 Toolbox Flare	2
	4415000021	4 Toolbox Flare	2
16	7115141850	Capscrew	*
17	7950140151	Flatwasher	*
18	7660142601	Locknut	*

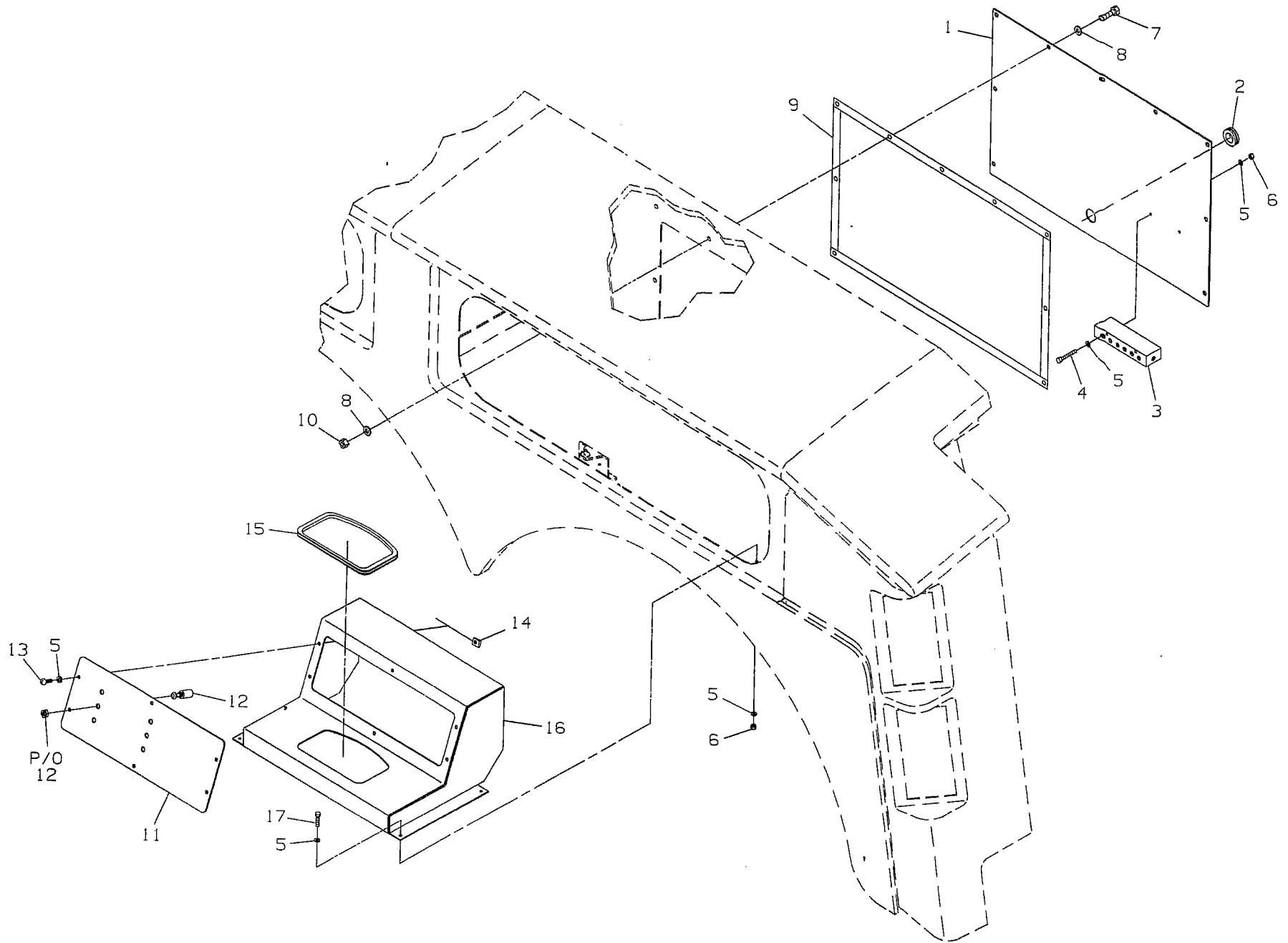
\* Quantity varies according to body length.

## PARTS LIST — CONTROL VALVE ASSEMBLY

Ref. No.	Part No.	Description	Qty.
1	4935000074	5 Bank Valve, 12V	1
	4935000076	4 Bank Valve, 24V	1
2	7912000054	Tube	2
3	7445121243	Adapter	2
4	7912000053	Tube	2
5	7445161245	Elbow	2
6	7912000049	Tube	2
7	7445101043	Adapter	4
8	7912000051	Tube	7
9	7445081043	Adapter	14
10	7912000050	Tube	2
11	7912000052	Tube	7
12	4935000077	Bank Valve, 12V	1
	4935000078	Bank Valve, 24V	1
13	4706002229	Plate	1
14	7445161625	Union	2
15	7445121225	Union	2
16	7445101025	Union	4
17	7445080825	Union	14
18	7115161050	Capscrew	4
19	7950160161	Flatwasher	8
20	7660162601	Locknut	4
21	3177000039	Valve Mount Weldment	1
22	7115150850	Capscrew	6
23	7950150000	Lockwasher	6
24	7950150161	Flatwasher	6



# AIR CONTROL STATION





## PARTS LIST — AIR CONTROL STATION

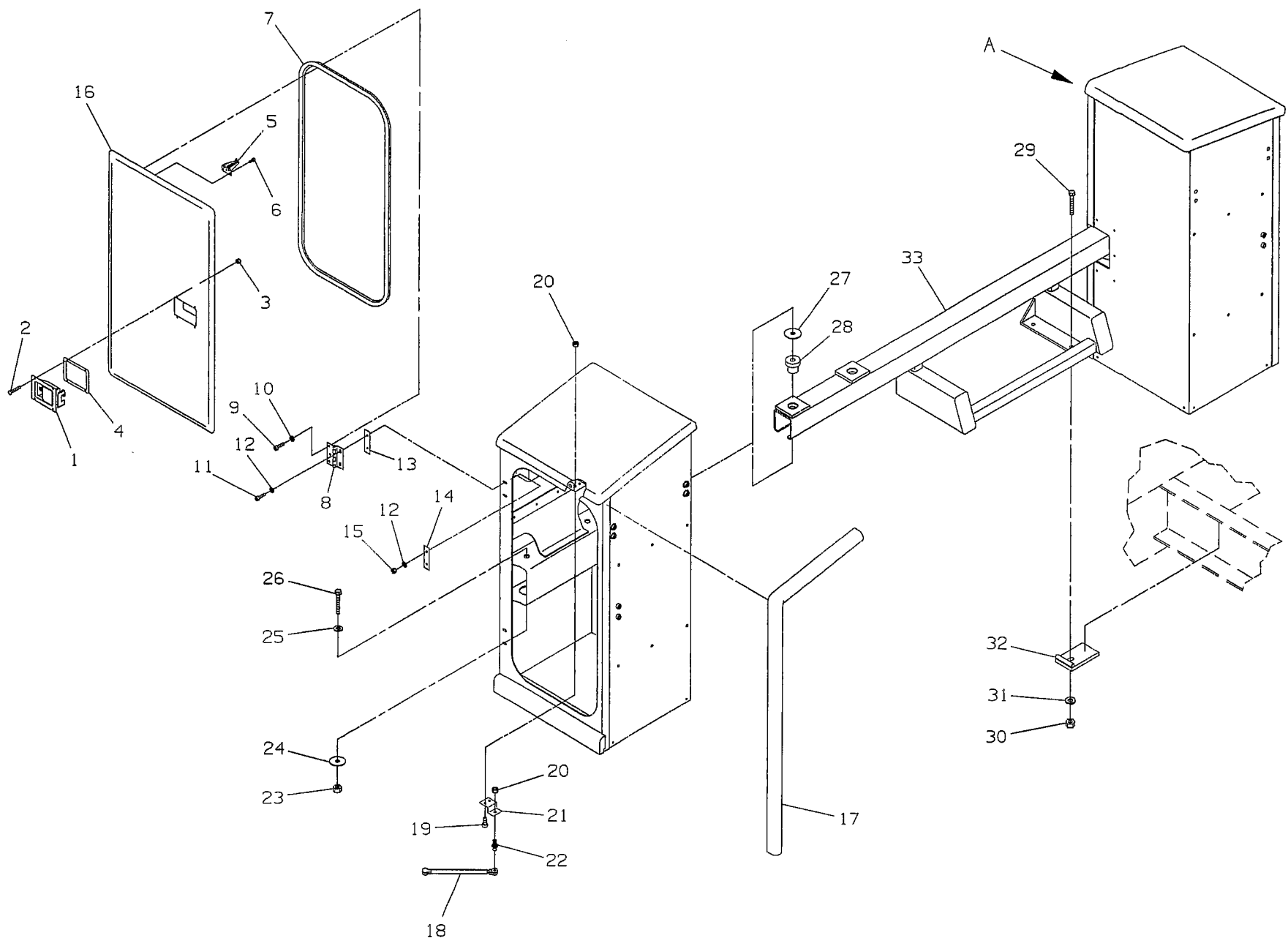
Ref. No.	Part No.	Description	Qty.
1	4811000229	Sheet	1
2	7493000011	Grommet	1
3	4619000005	Air Manifold	1
4	7115142450	Capscrew	2
5	7950140161	Flatwasher	18
6	7660142600	Locknut	6
7	7115161050	Capscrew	9
8	7950160161	Flatwasher	18
9	7796000012	Seal	1
10	7660162601	Locknut	9
11	4706002233	Cover	1
12	7935000136	Air Valve	6
13	7111140613	Screw	6
14	7661000019	U-Nut	6
15	8632000012	Lock Trim	1
16	3560000008	Control Station Weldment	1
17	7115140850	Capscrew	4

**PARTS LIST — REMOTE RADIO AND HYDRAULIC  
CONTROL STATION INSTALLATION**

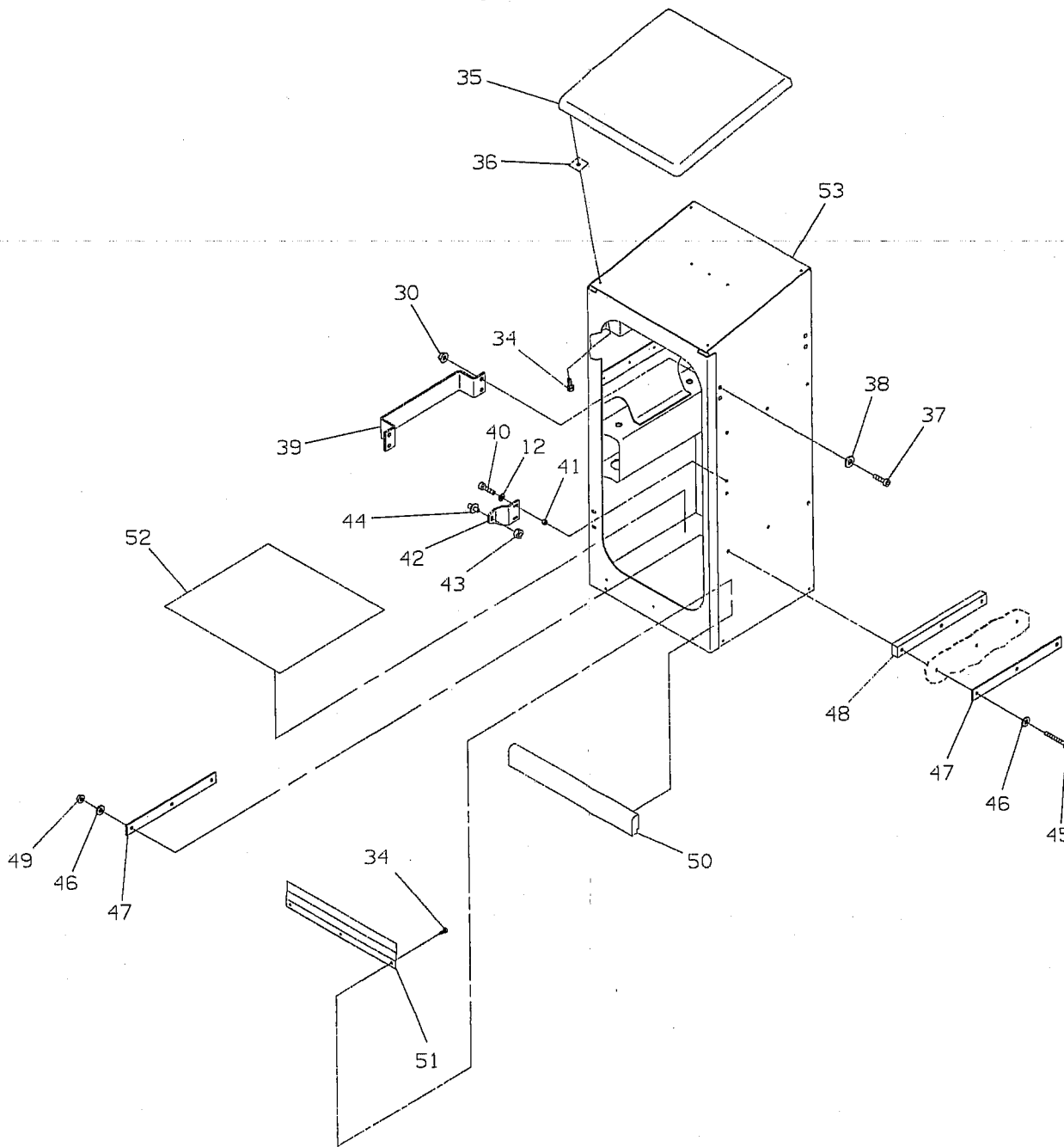
<b>Ref. No.</b>	<b>Part No.</b>	<b>Description</b>	<b>Qty.</b>
1	4062000279	Bar	1
2	7493000020	Grommet	1
3	7295000031	Remote Control Radio, 12VDC	1
	7295000032	Remote Control Radio, 24VDC	1
4	7115151250	Capscrew	3
5	7950150161	Flatwasher	6
6	7660152601	Locknut	3
7	3314000010	Coverplate	2
8	7115140650	Capscrew	4
9	7950140161	Flatwasher	12
10	7660142600	Locknut	4
11	8597650003	Loom	4
12	4706002255	Plate	3.583 ft
13	7115140850	Capscrew	1
14	7661000006	Well Nut	4
15	3935000034	Control Valve Assy, 12V	1
	3935000035	Control Valve Assy, 24V	1
16	7115161450	Capscrew	3
17	7950160161	Flatwasher	34
18	7796000012	Seal	1
19	7660160000	Nut	3
20	7660162601	Locknut	14
21	7115161050	Capscrew	6
22	7115162850	Capscrew	5



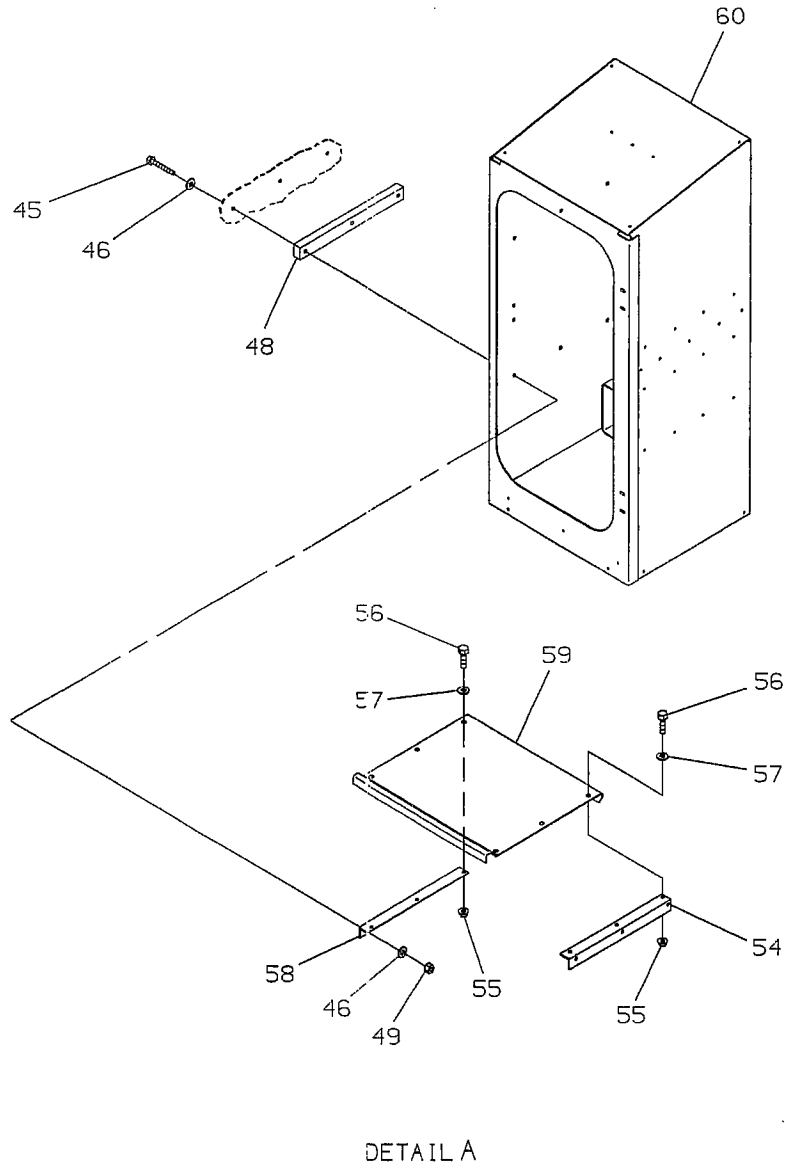
STAND-ALONE TOOLBOX - DOOR AND HARDWARE ASSEMBLY  
SHEET 1 OF 3



STAND-ALONE TOOLBOX - DOOR AND HARDWARE ASSEMBLY  
SHEET 2 OF 3



STAND-ALONE TOOLBOX - DOOR AND HARDWARE ASSEMBLY  
SHEET 3 OF 3



DETAIL A

Rev. \_\_\_\_\_  
Date \_\_\_\_\_

C-26

**PARTS LIST — STAND-ALONE TOOLBOX -  
DOOR AND HARDWARE ASSEMBLY**

Ref. No.	Part No.	Description	Qty.	Ref. No.	Part No.	Description	Qty.
1	7595000005	Latch Paddle	2	50	7686000019	Filler Strip	2
2	7114100818	Capscrew	8	51	4811000135	Sheet	2
3	7660102601	Nut	8	52	4679000115	Pad Rubber	2
4	7796000038	Gasket	2	53	3502740071	Box Bondment, LH	2
5	7178000023	Bracket Ball Stud	2	54	4017000727	Angle, LH	2
6	7114100418	Capscrew	6	55	7660160001	Nut	18
7	4632000012	Seal	2	56	7115160850	Capscrew	18
8	7555000002	Hinge	4	57	7950160161	Flatwasher	18
9	7114140418	Capscrew	12	58	4017000714	Angle, RH	2
10	7949000025	Lockwasher	12	59	4811000217	Sheet	2
11	7114140818	Capscrew	8	60	3502740072	Stand Alone Box Bondment, RH	1
12	7950140161	Flatwasher	20	* 4 Required, install additional washers to set height of toolbox when misalignment occurs.			
13	4812000052	Shim	4				
14	4062000173	Bar	4				
15	7660142601	Locknut	8				
16	4684000072	Panel Door	2				
17	8632000011	Rubber	2				
18	7843000020	Spring Gas	2				
19	7115150650	Capscrew	4				
20	7660152601	Locknut	6				
21	4178000240	Bracket	2				
22	7865000001	Ball Stud	2				
23	7660220001	Nut	4				
24	7949000018	Washer	4				
25	7950220161	Flatwasher	4				
26	7115223250	Capscrew	4				
27	7949000017*	Washer	8				
28	7636000007	Mount	4				
29	7115182050	Capscrew	4				
30	7660182301	Locknut	12				
31	7950180252	Flatwasher	4				
32	3274000011	Clamp Weldment	4				
33	3868000157	Subframe Weldment	1				
34	7790141651	Screw	14				
	7790142051	Screw (use with 4679000121)	14				
35	7686000008	Toolbox Cap	2				
36	4679000120	Rubber Pad	8				
	4679000121	Rubber Pad (use with 7790142051)	8				
37	7115181050	Capscrew	8				
38	7950180153	Flatwasher	8				
39	4178000270	Bracket	2				
40	7115140850	Capscrew	4				
41	7413000002	Nutsert	4				
42	4178000222	Bracket	2				
43	7661000021	Locknut	2				
44	7585000004	Latch Striker	2				
45	7115162250	Capscrew	12				
46	7950160161	Flatwasher	24				
47	4062000243	Backing Bar	8				
48	4679000136	Pad	4				
49	7660160001	Nut	12				

**JERR-DAN**

An Oshkosh Truck Corporation Company

**PARTS LIST — FULL HEIGHT TOOLBOX -  
DOOR AND HARDWARE ASSEMBLY**

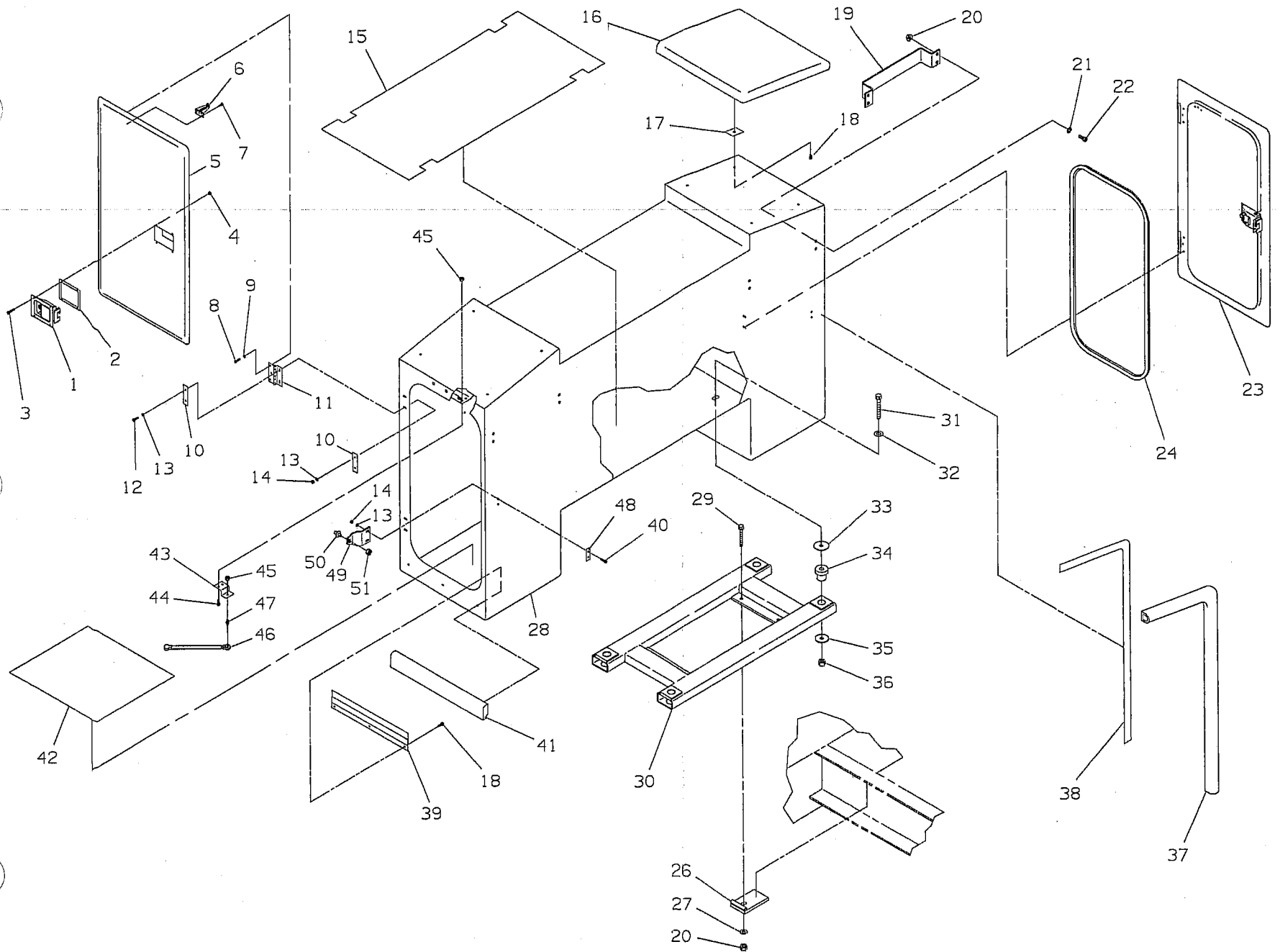
Ref. No.	Part No.	Description	Qty.
1	7595000005	Rotary Latch	2
2	7796000038	Gasket	2
3	7790101276	Pan Head Screw	8
4	7660102601	Locknut	8
5	4686000072	Door Panel LH	1
6	7178000022	Bracket	2
7	7114100418	Capscrew	6
8	7114140418	Capscrew	12
9	7950140500	Lockwasher	12
10	4812000052	Shim	10
11	7555000002	Hinges	4
12	7114140818	Capscrew	8
13	7950140161	Flatwasher	20
14	7660142601	Locknut	12
15	4679000116	Rubber Pad	1
16	7686000008	Top Cap Panel	2
17	4679000120	Rubber Pad	8
18	7790141651	Hex Head Screw	14
19	4178000229	Bracket	4
20	7660182301	Locknut	20
21	7950180153	Flatwasher	16
22	7115181050	Capscrew	16
23	4686000073	Door Panel RH	1
24	4632000006	Seal	2
26	3274000011	Clamp Weldment	4
27	7950180252	Flatwasher	4
28	3503740005	Toolbox Body Assembly	1
29	7115182050	Capscrew	4
30	3911000033	Tube Weldment	1
31	7115202850	Capscrew	4
32	7950200161	Flatwasher	4
33	7949000020	Washer	4
34	7636000008	Mount	4
35	7949000020	Washer	4
36	7660200001	Hex Nut	4
37	8632000008	Rubber Seal	12 FT
38	7796000002	Seal	12 FT
39	4811000135	Alum Sheet	2
40	7115140850	Hex Head Capscrew	4
41	7686000019	Filler Strip Panel	2
42	4679000115	Rubber Pad	2
43	4178000240	Bracket	2
44	7115150650	Hex Head Capscrew	4
45	7660152601	Locknut	6
46	7843000020	Gas Spring	2
47	7865000001	Ball Stud	2
48	4062000174	Bar	2
49	4178000222	Bracket	2
50	7585000004	Latch Striker	2
51	7661000021	Locknut	2

Rev. \_\_\_\_\_

Date \_\_\_\_\_



# FULL HEIGHT TOOLBOX - DOOR AND HARDWARE ASSEMBLY

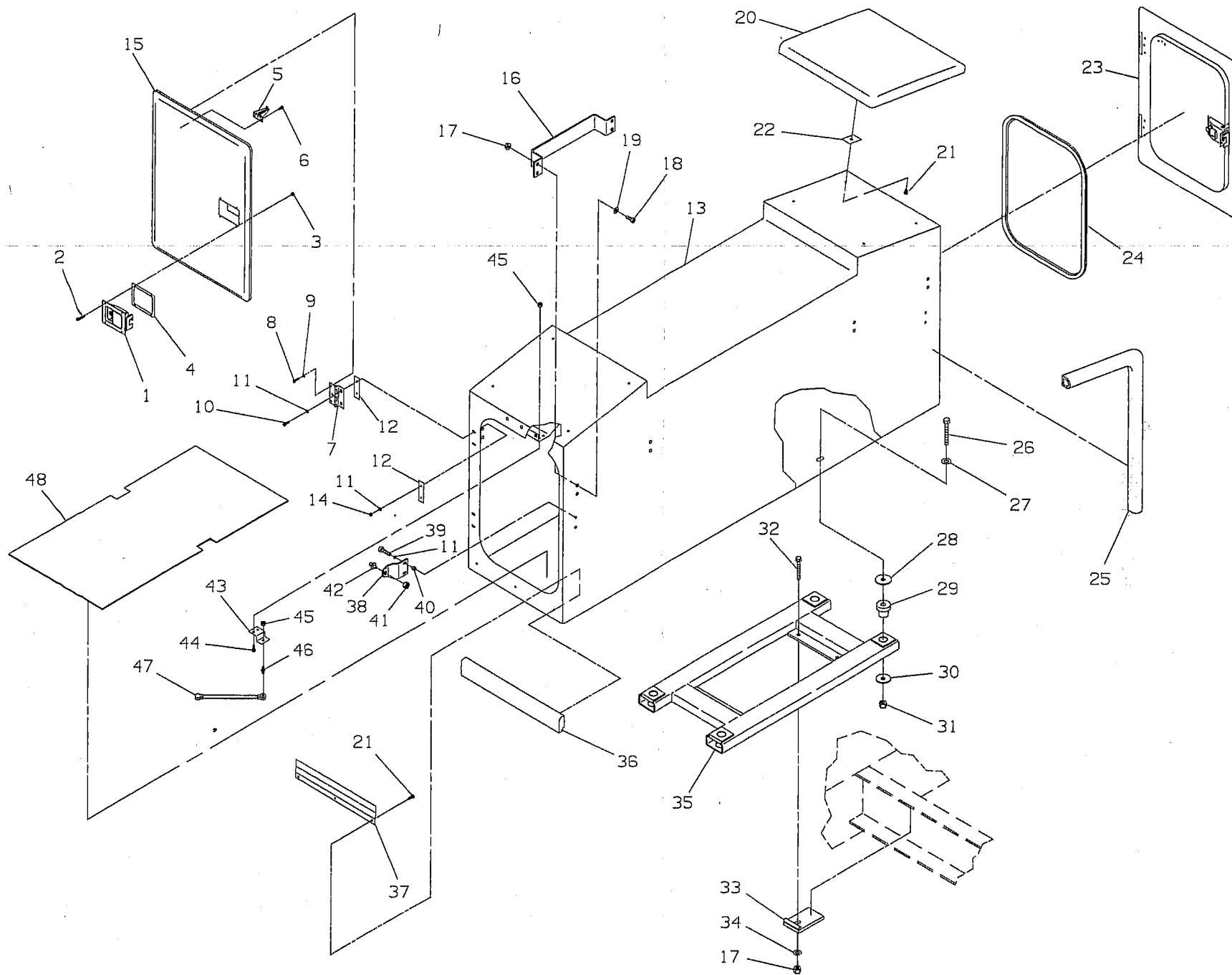


**PARTS LIST — SHORT TOOLBOX - DOOR AND  
HARDWARE ASSEMBLY**

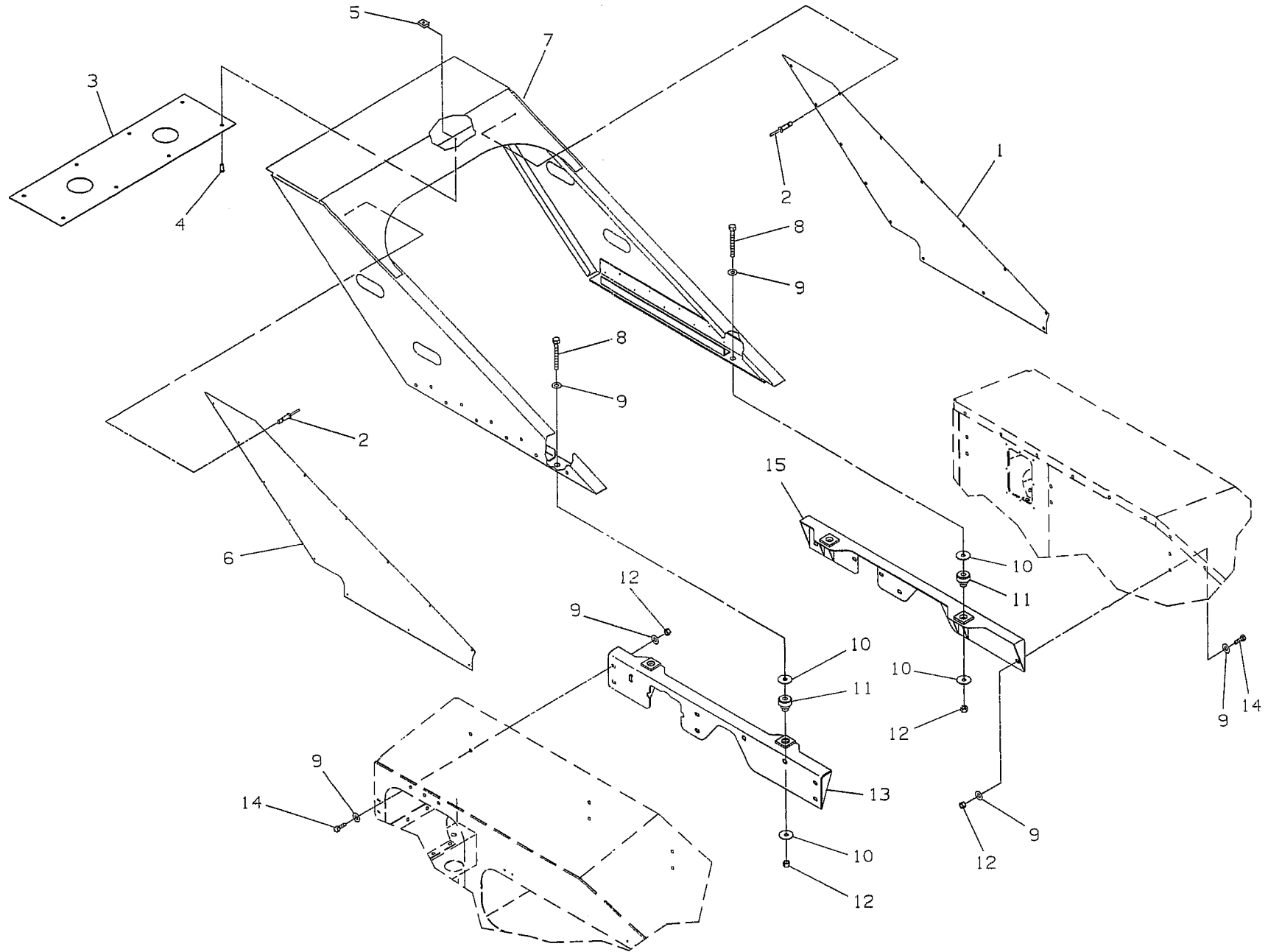
Ref. No.	Part No.	Description	Qty.	Ref. No.	Part No.	Description	Qty.
1	7595000005	Latch Paddle	2	47	7843000020	Spring Gas	2
2	7114100818	Capscrew	8	48	4679000133	Pad Rubber	2
3	7660102601	Nut	8				
4	7796000038	Gasket	2				
5	7178000023	Bracket Ball Stud	2				
6	7114100418	Capscrew	6				
7	7555000002	Hinge	4				
8	7114140418	Capscrew	12				
9	7950140500	Lockwasher	12				
10	7114140818	Capscrew	8				
11	7950140161	Flatwasher	20				
12	4812000052	Shim	8				
13	3503740015	Box Bondment	1				
14	7660142601	Locknut	8				
15	4686000085	Panel Door, LH	1				
16	4178000229	Bracket	4				
17	7660182301	Locknut	20				
18	7115181050	Capscrew	16				
19	7950180153	Flatwasher	16				
20	7686000008	Toolbox Cap	2				
21	7790141651	Screw	14				
	7790142051	Screw (use with 4679000121)	14				
22	4679000120	Rubber Pad	8				
	4679000121	Rubber Pad (use with 7790142051)	8				
23	4686500086	Panel Door, RH	1				
24	4632000014	Seal	2				
25	8632000011	Rubber	2				
26	7115202850	Capscrew	4				
27	7950200161	Flatwasher	4				
28	7949000019*	Washer	16				
29	7636000008	Mount	4				
30	7949000020*	Washer	8				
31	7660200001	Nut	4				
32	7115182050	Capscrew	4				
33	3274000011	Clamp Weldment	4				
34	7950180252	Flatwasher	4				
35	3911000033	Tube Weldment	1				
36	7686000019	Filler Strip	2				
37	4811000135	Sheet	2				
38	4178000222	Bracket	2				
39	7115140850	Capscrew	4				
40	7413000002	Nutsert	4				
41	7661000021	Locknut	2				
42	7585000004	Latch Striker	2				
43	4178000250	Bracket	2				
44	7115150650	Capscrew	4				
45	7660152601	Locknut	6				
46	7865000001	Ball Stud	2				

\* 4 Required, install additional washers to set height of toolbox when misalignment occurs.

# SHORT TOOLBOX - DOOR AND HARDWARE ASSEMBLY



# HEADBOARD INSTALLATION



Rev. \_\_\_\_\_  
Date \_\_\_\_\_

C-32

## PARTS LIST — HEADBOARD INSTALLATION

Ref. No.	Part No.	Description	Qty.
1	4707000109	Plate, RH	1
2	7759000008	Rivet	28
3	4707000105	Plate	1
4	7114140518	Capscrew	8
5	7661000019	U-Nut	8
6	4707000108	Plate, LH	1
7	3241000079	Headboard Assembly	1
8	7115182850	Capscrew	4
9	7950180161	Flatwasher	24
10	7949000021	Washer	8
11	7636000009	Mount	4
12	7660182601	Locknut	16
13	3178000242	Bracket Weldment, LH	1
14	7115181250	Capscrew	12
15	3178000243	Bracket Weldment, RH	1


## PARTS LIST — DECAL INSTALLATION

Ref. No.	Part No.	Description	Qty.
1	7330000143	"Proudly Made In The USA"	1
2	7330000108	Jerr-Dan	2
3	7330000197	"Jerr-Dan"	2
5	7330000263	HDL1100/530	2
6	7330000203	Warning - Power Lines	2
7	7330000037	Moving Parts	2
8	7330000246	Rear Winch	1
9	7330000248	Cable Tensioner	1
10	7330000249	Winch Freespool	1
11	7330000250	2 Speed Winch	1
12	7330000245	Front Winch	1
13	7330000271	Electrical Fuse Panel	1
14	7330000264	55 Ton Rating	2
15	7330000265	49 Ton Rating	2
16	7330000266	40 Ton Rating	2
17	7330000267	31 Ton Rating	2
18	7330000268	22 Ton Rating	2
19	7330000211	Safety Chains Warning	1
20	7330000034	Caution	1
21	7330000270	Lubrication Chart	1
22	7330000202	Panel Shock Warning	1
23	7330000269	Lubrication Diagram	1
24	7330000209	Emergency Air	1
25	7330000208	Service Air	1
26	7330000210	Axiliary Air	1
27	7330000171	Patent	1
28	7759000004	Pop Rivet	10
29	7330000139	Checklist Reminder	1
30	7330000189	Serial Number/Rating	1
31	7330000200	Oper. Pre-Transport Checklist	1
32	7330000262	Winch Warning	1
33	7330000258	Upper Front	1
34	7330000257	Pressure	1
35	7330000259	Lower Front	1
36	7330000253	Wire Rope Caution	1
37	7330000261	Lower Rear	1
38	7330000256	Pressure	1
39	7330000260	Upper Rear	1
40	7330000199	Authorized Personnel Warning	1
41	7330000193	Wheel Lift Caution	2
42	7330000122	Warning	2

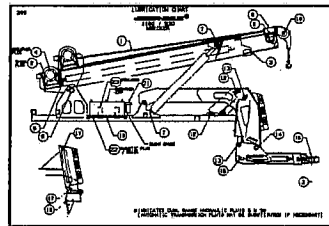
DECAL INSTALLATION - SHEET 1 OF 2

**JERR-DAN**

HDL 1100/530



VIEW A-A



23

UNIFICATION CHART

REV.	DESCRIPTION	DATE	BY	CHKD.
1	ISSUED			
2				
3				
4				
5				
6				
7				
8				
9				
10				
11				
12				
13				
14				
15				
16				
17				
18				
19				
20				
21				
22				
23				

21

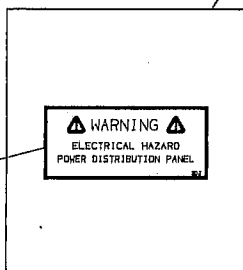
JERR-DAN

A  
A

B

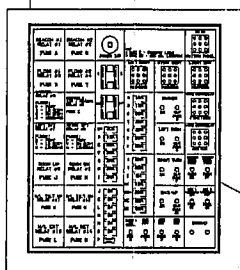
B

C  
C




22

OUTSIDE FUSE BOX DOOR LID

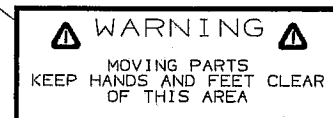


13

OUTSIDE FUSE BOX DOOR LID



203



7

FRONT WINCH

REAR WINCH

CABLE TENSIONER

PULL - ON

WINCH FREESPPOOL

PULL - ON

WINCH 2 SPEED

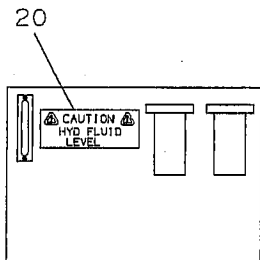
PULL - HI SPEED

12

9

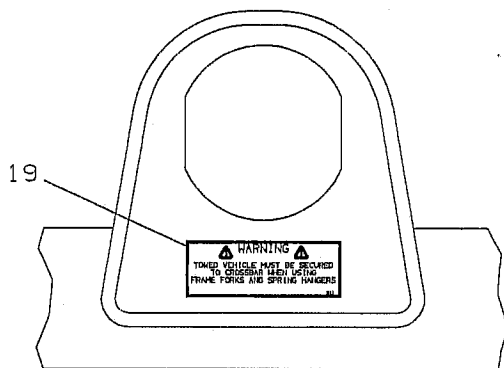
10

11



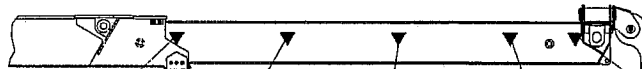
20

HYDRAULIC TANK  
VIEW B-B



19

ROTATED 90°  
VIEW C-C



18



17



16



15



14

**JERR-DAN**

An Oshkosh Truck Corporation Company

C-35

Rev. \_\_\_\_\_

Date \_\_\_\_\_





THIS PAGE INTENTIONALLY LEFT BLANK

## PARTS LIST — BODY LIGHTS

Ref. No.	Part No.	Description	Qty.
1	7870000042	Switch Panel	1
2	7790141651	Hex Head Screw	6
3	7950140151	Flatwasher	10
4	7590000094	Light Assembly w/Switch	14
5	7790100856	Screw	56
6	7590000105	License Plate Light	1
7	7178000025	License Plate Bracket	1
8	7274000036	Clamp	8
9	7114100618	Capscrew	8
10	7660102601	Nut	8
11	7114100610	Screw	8
12	7661000002	Nut w/Lockwasher	12
13	7346000077	Guard	2
14	7346000076	Gasket	2
15	7590000104	Light	2
16	7493000017	Grommet	2
17	7894000031	Cable Tie	4
18	7790141656	Screw	4
19	7346000055	Socket	1
20	7346000078	Socket Boot	1
21	7115150864	Carriage Bolt	2
22	7950150161	Flatwasher	2
23	7660152601	Locknut	2
24	7590000096	Chrome Work Light	2
25	8597650002	Loom	3 ft.
26	7590000011	Rubber Housed Multi-Purpose Light	2
27	7274000026	Clamp	10
28	7590000126*	Chrome Work Light	2
29	7120000028*	Screw	8
30	7661000023*	Nut w/Lockwasher	10
31	7345211702*	Ring Terminal	2
32	7590000092	Tail Light, RH	2
33	7114101210	Screw	16
34	7590000093	Tail Light, LH	2
35	7661000024	Nut	16
36	7188000001	Bulb	4
37	7188000002	Bulb	4
38	4346000004	Junction Box	1
39	7870000044	Power Dist. Panel	1
40	7115140650	Capscrew	4
41	7660142601	Locknut	4
42	7115101411	Screw	4
43	7493000014	Grommet	3
44	7457000012	20 Amp Fuse	7
45	7115140425	Screw	1
46	7457000006	15 Amp Fuse	1
47	7457000011	10 Amp Fuse	3
48	7457000019	5 Amp Fuse	1
49	7661000023	Nut w/Lockwasher	11
50	7740000001	Relay	5
51	7493000011	Grommet	3

\* Available only in Deluxe Hook-up #359000005

**JERR-DAN**

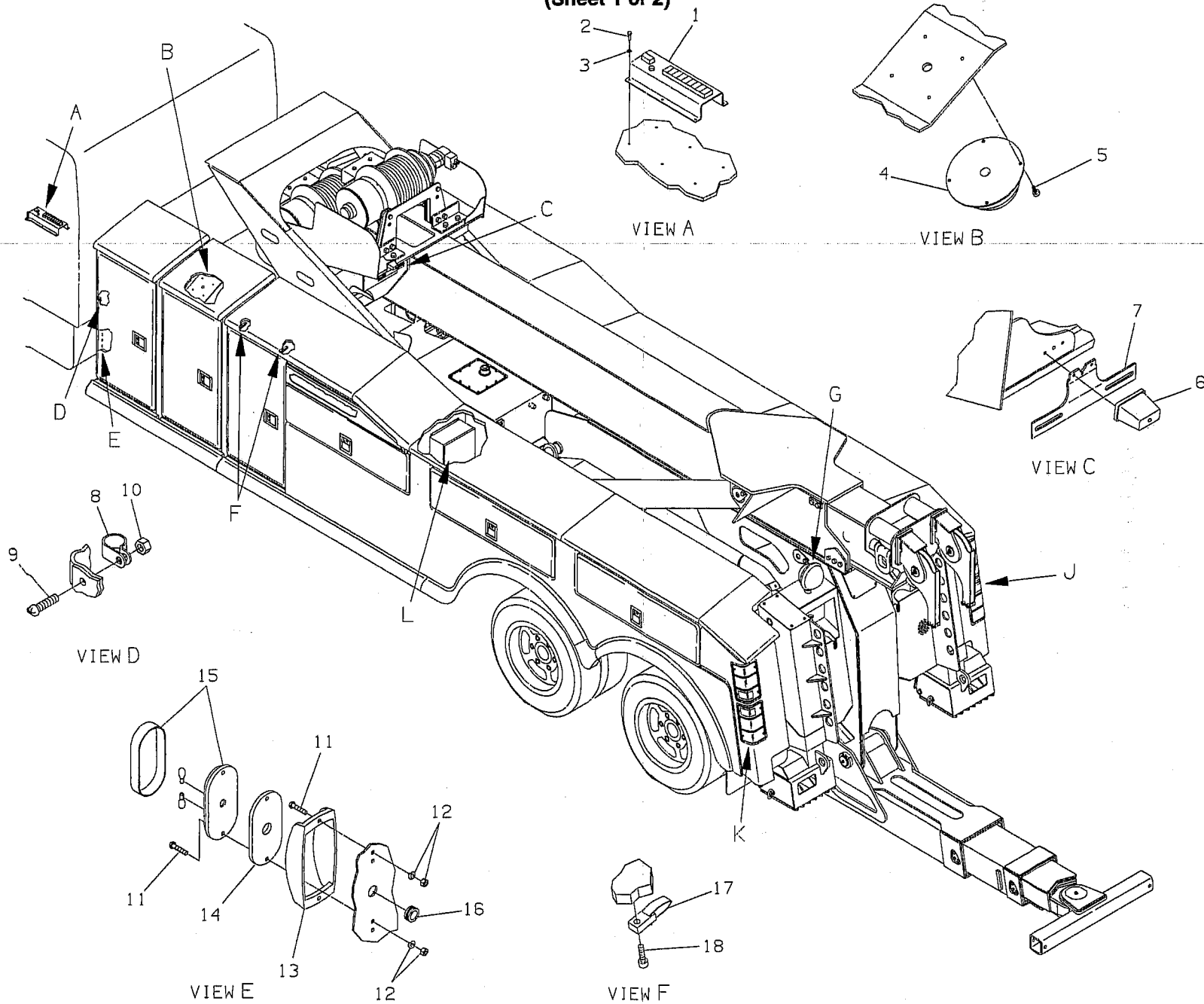
An Oshkosh Truck Corporation Company

C-38

Rev. \_\_\_\_\_

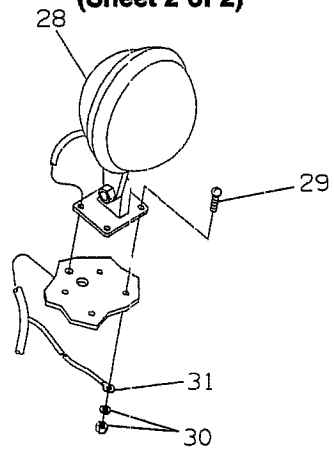
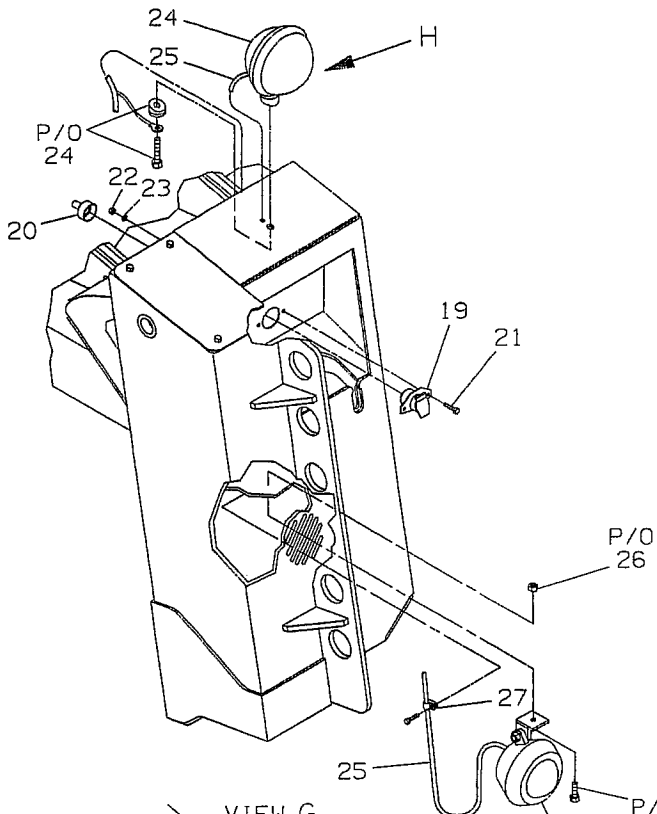
Date \_\_\_\_\_

**BODY LIGHTS**  
(Sheet 1 of 2)

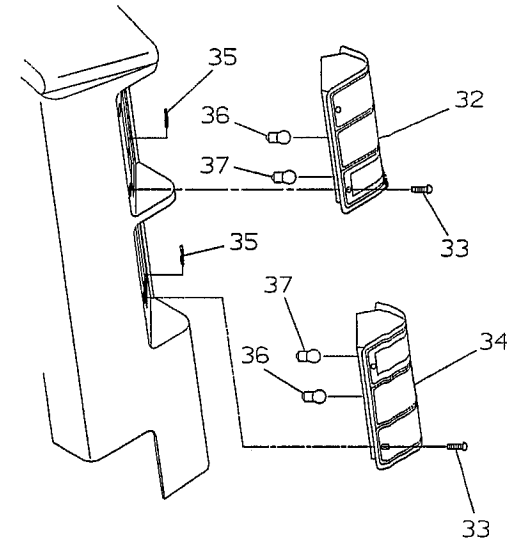


Rev. \_\_\_\_\_  
Date \_\_\_\_\_

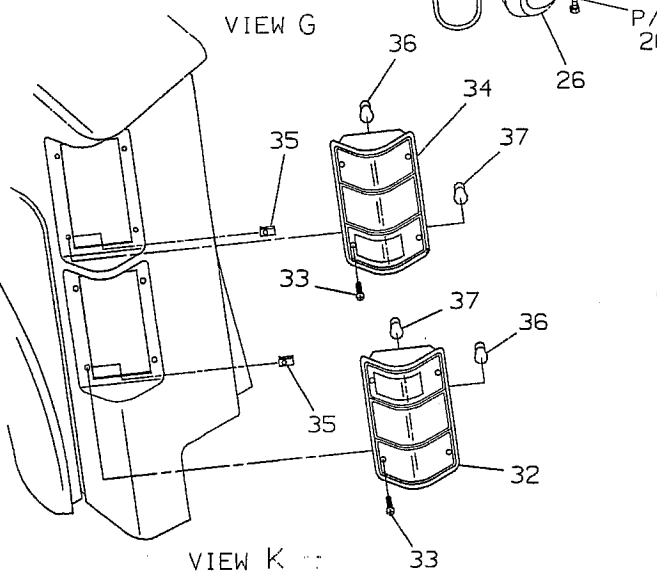
**BODY LIGHTS**  
**(Sheet 2 of 2)**



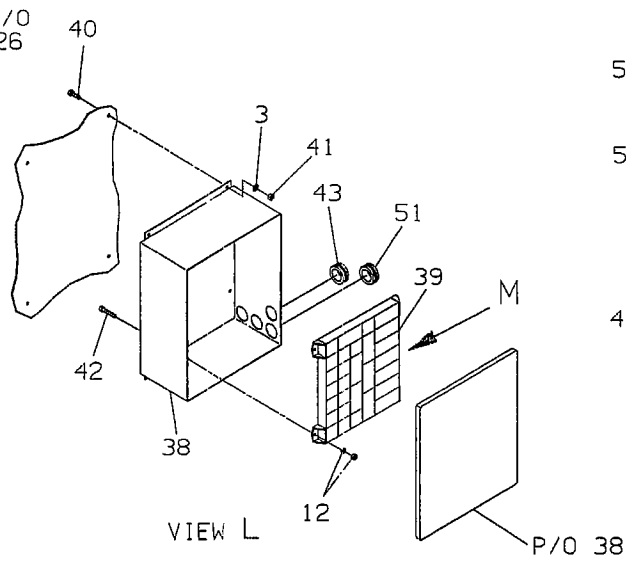
VIEW H



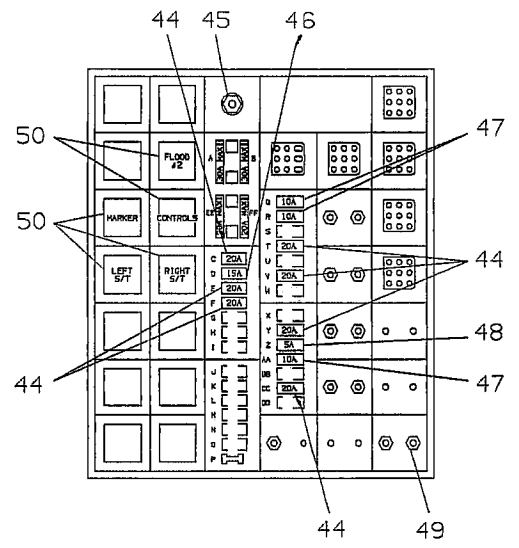
VIEW J



VIEW K



VIEW L



VIEW M

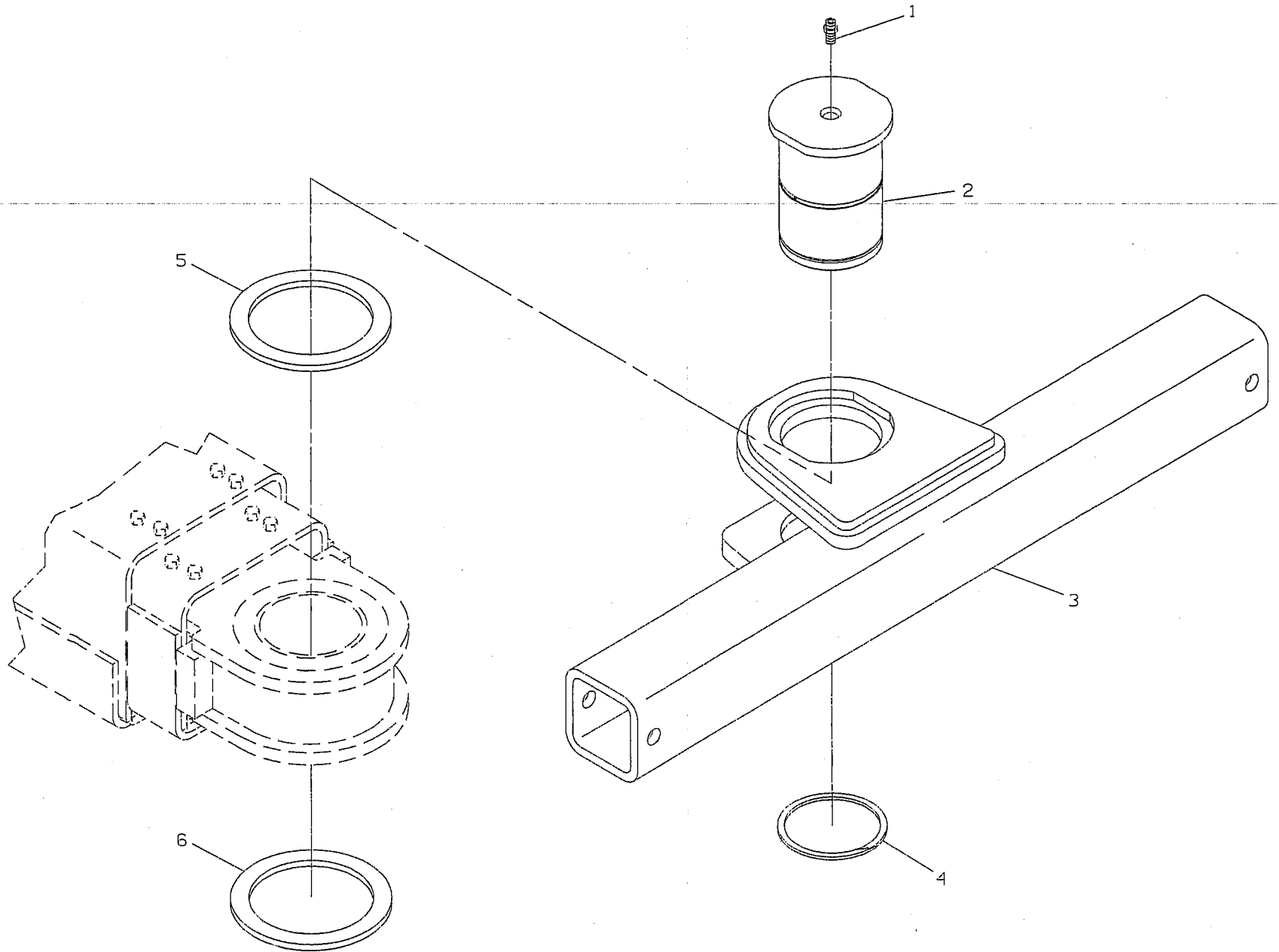
## UNDERLIFT GRID PARTS

Crosstube Installation .....	D-2
Frame Fork Installation .....	D-5
5th Wheel and Pintle Hook Adapter .....	D-6
Bus Arms Installation .....	D-9

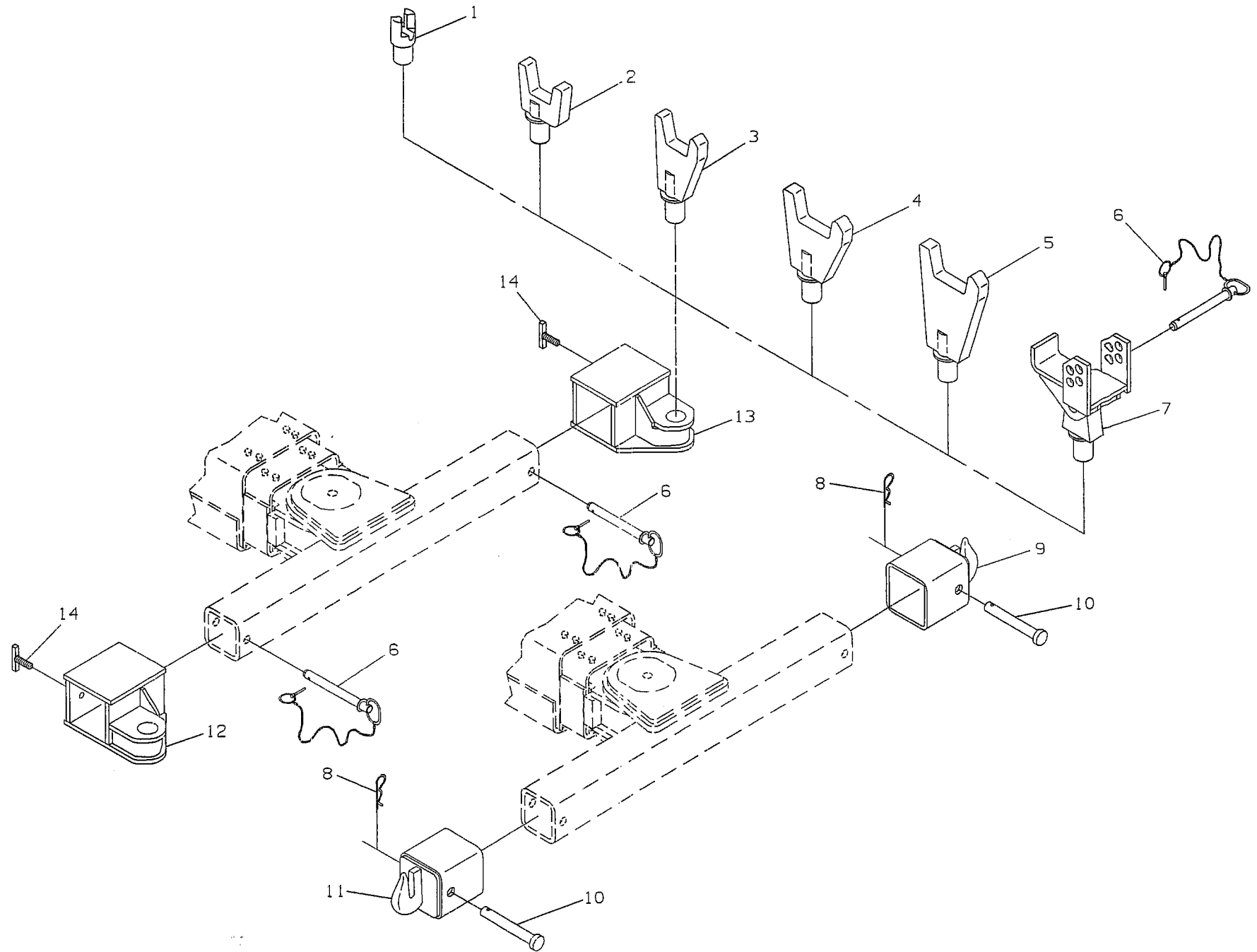
# PARTS LIST — CROSSTUBE INSTALLATION

Ref. No.	Part No.	Description	Qty.
1	7440003000	Grease Fitting	1
2	4691000242	Pivot Pin	1
3	3913000049	Crosstube Weldment	1
4	7754000042	Retaining Ring	1
5	4949000041	Shim	1
6	4949000042	Shim	1

# CROSTUBE INSTALLATION



# FRAME FORK INSTALLATION



Rev. \_\_\_\_\_  
Date \_\_\_\_\_



## PARTS LIST — FRAME FORK INSTALLATION

Ref. No.	Part No.	Description	Qty.
1	4007000007	Chain Adapter	2
2	3454000006	Short Fork Weldment	2
3	3454000005	Narrow Fork Weldment	2
4	3454000003	Wide Fork Weldment	2
5	3454000004	Long Fork Weldment	2
6	7691000021	Hitch Pin	4
7	3178000226	Spring Lift Bracket	2
8	7691000020	Hairpin	2
9	3007000004	Chain Adapter, RH	1
10	7691000022	Clevis Pin	2
11	3007000005	Chain Adapter, LH	1
12	3007000007	Lift Receiver, RH	1
13	3007000006	Lift Receiver, LH	1
14	3551000036	T-Handle Weldment	2
15	7262000026	Safety Chain (Not Shown)	2

**JERR-DAN**

An Oshkosh Truck Corporation Company

D-5

Rev. \_\_\_\_\_

Date \_\_\_\_\_

# PARTS LIST — 5TH WHEEL AND PINTLE HOOK ADAPTER

Ref. No.	Part No.	Description	Qty.
1	3178000240	Adapter Bracket	1
2	3178000239	5th Wheel Plate Bracket	1
3	3706000080	Adapter Bracket Plate	1
4	3691000145	5th Wheel Pin	1
5	7691000025	Snap Pin	2
6	7118267250	Capscrew	2
7	7118221650	Capscrew	2
8	3691000144	Pin	1
9	7561000020	Dual Purpose Hitch with 2" Ball (Domestic)	1
	7561000022	Dual Purpose Hitch with 50mm Ball (Foreign)	1
10	7950180000	Lockwasher	4
11	7115181250	Capscrew	4
12	7056000003	1 7/8" Ball Replacement	1
	7056000004	2" Ball Replacement	
	7056000005	2 5/16" Ball Replacement	
	7056000006	50mm Ball Replacement	

Rev. \_\_\_\_\_

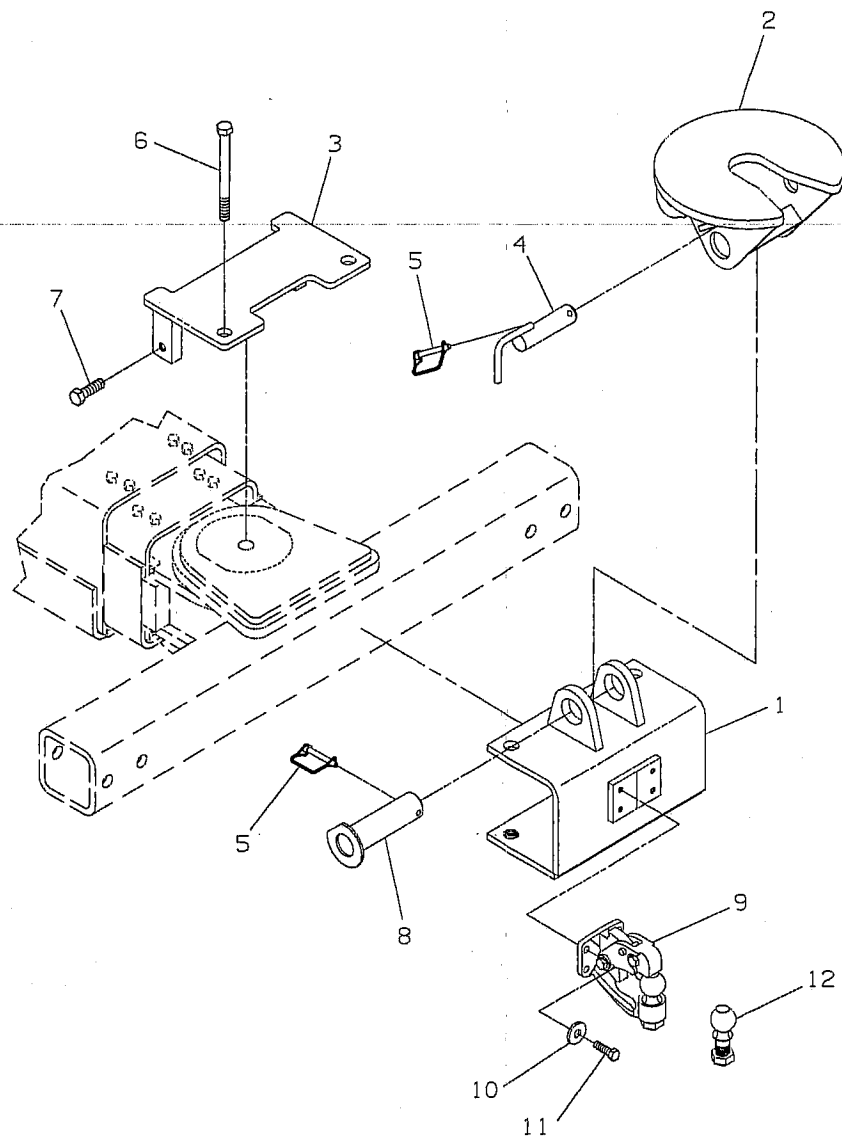
Date \_\_\_\_\_

D-6

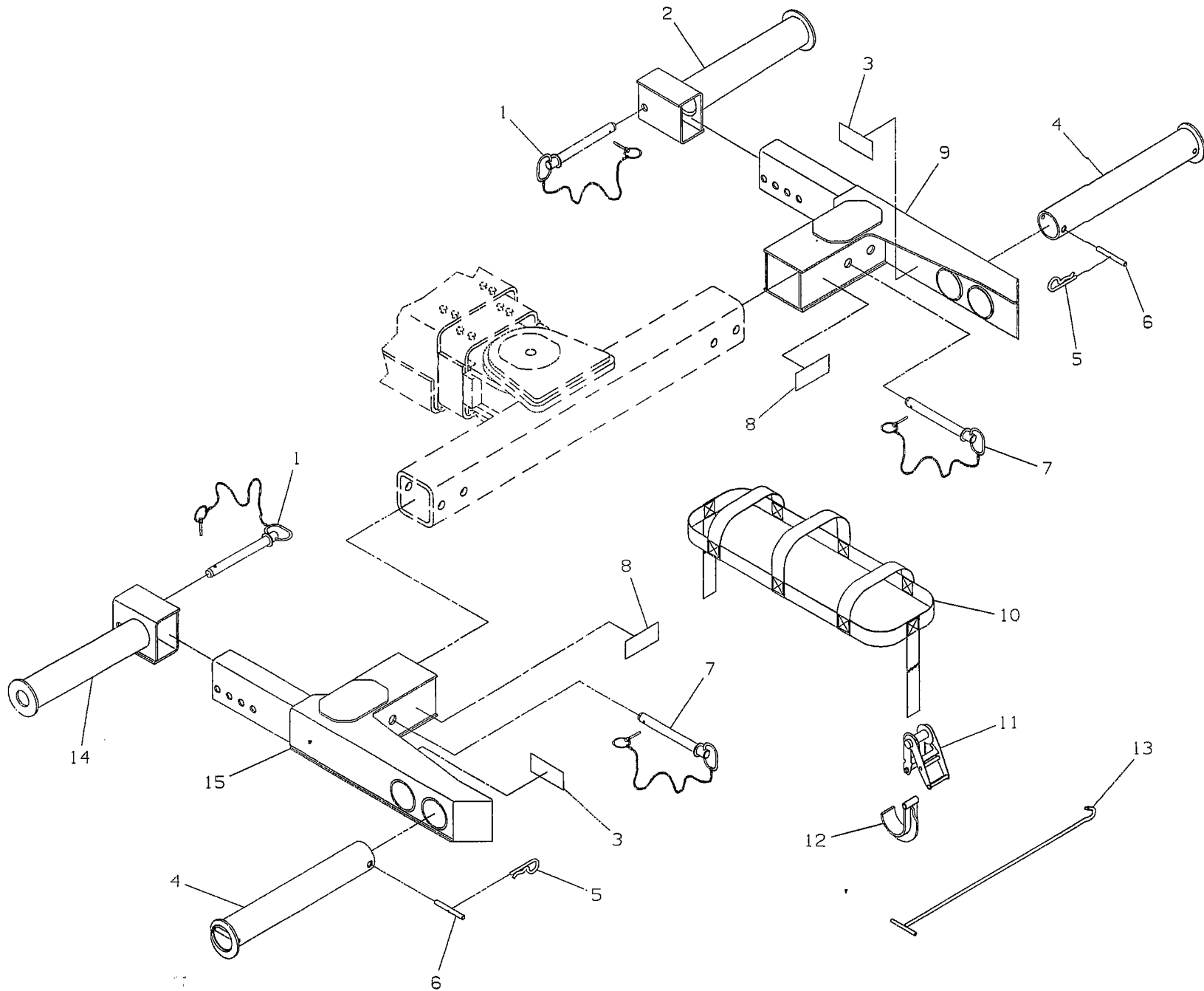
**JERR-DAN**

An Deere Truck Corporation Company

# 5TH WHEEL AND PINTLE HOOK ADAPTER



# BUS ARMS INSTALLATION



Rev. \_\_\_\_\_  
Date \_\_\_\_\_

D-8

## PARTS LIST — BUS ARMS INSTALLATION

Ref. No.	Part No.	Description	Qty.
1	7691000026	Hitchpin	2
2	3020000050	Bus Arm Weldment, RH	1
3	7330000252	Decal	2
4	3913000055	Bus Arm Tube	2
5	7691000020	Hairpin	2
6	4691000274	Pin	2
7	7691000021	Pin	2
8	7330000251	Decal	4
9	3484000032	Bus Arm Grid Weldment, RH	1
10	7894000037	Tie Strap Assy	2
11	7894000028	Ratchet	4
12	3561000008	Hook	4
13	3561000007	Pull Hook	1
14	3020000049	Bus Arm Weldment, LH	1
15	3484000033	Bus Arm Grid Weldment, LH	1

**JERR-DAN**

An Oshkosh Truck Corporation Company

D-9

Rev. \_\_\_\_\_

Date \_\_\_\_\_

THIS PAGE INTENTIONALLY LEFT BLANK

**HDL1100/530  
WRECKER BOOM  
PARTS**

Wrecker Boom Installation .....	E-2
Wrecker Boom Assembly .....	E-5
Winch Installation .....	E-6
Wrecker Boom Lift Cylinder .....	E-9
Wrecker Boom Extension Cylinder .....	E-10
Winch - End Gear Cover Installation .....	E-13
Winch - Motor End Installation .....	E-14
Winch - Gear End Installation .....	E-17
Winch - Cable Drum Installation .....	E-18
Winch - Input Shaft Installation .....	E-21
Winch - Cable Hold Down Kit .....	E-22
Winch - Base Mount Installation .....	E-25

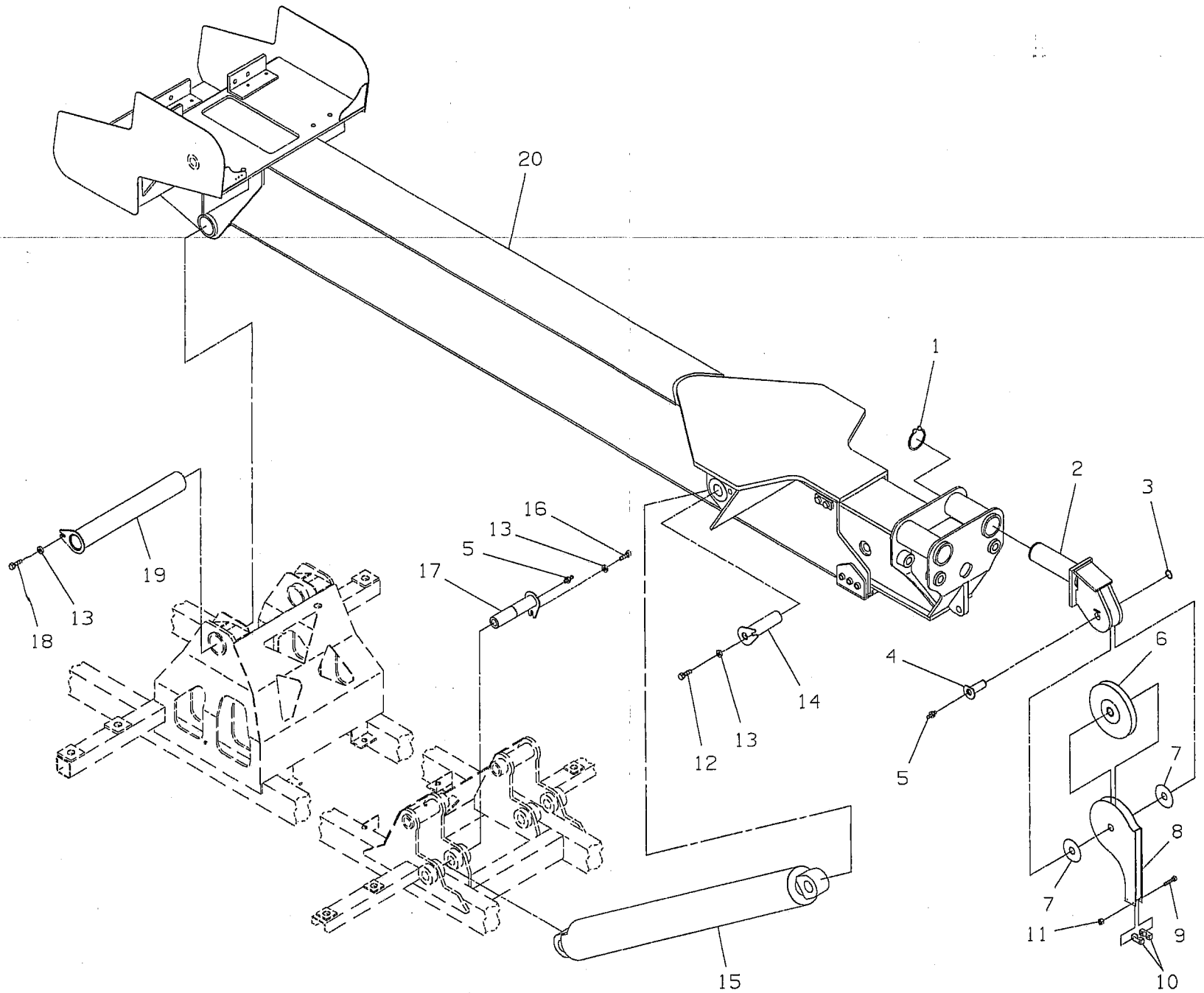
# PARTS LIST — WRECKER BOOM INSTALLATION

Ref. No.	Part No.	Description	Qty.
1	7754000059 <sup>1</sup>	Retaining Ring	2
2	3249000008 <sup>1</sup>	Sheave Support	2
3	7754000033 <sup>1</sup>	Retaining Ring	2
4	3691000151 <sup>1</sup>	Pin	2
5	7440030000 <sup>1</sup>	Grease Fitting	4
6	7809000004 <sup>1</sup>	Sheave	2
7	4949000045 <sup>1</sup>	Washer	8
8	3249000007 <sup>1</sup>	Cable Guide	2
9	7115141850 <sup>1</sup>	Capscrew	4
10	4249000002 <sup>1</sup>	Cable Guide	4
11	7660141600 <sup>1</sup>	Locknut	4
12	7115181450	Capscrew	2
13	7950180000	Lockwasher	5
14	3691000148	Pin	2
15	7320000027	Lift Cylinder	2
16	7115181850	Capscrew	2
17	3691000149	Pin	2
18	7115181050	Capscrew	1
19	3691000155	Pin	1
20	3170000136	Wrecker Assembly	1

<sup>1</sup> Available as Sheave Head Assembly #3249000009



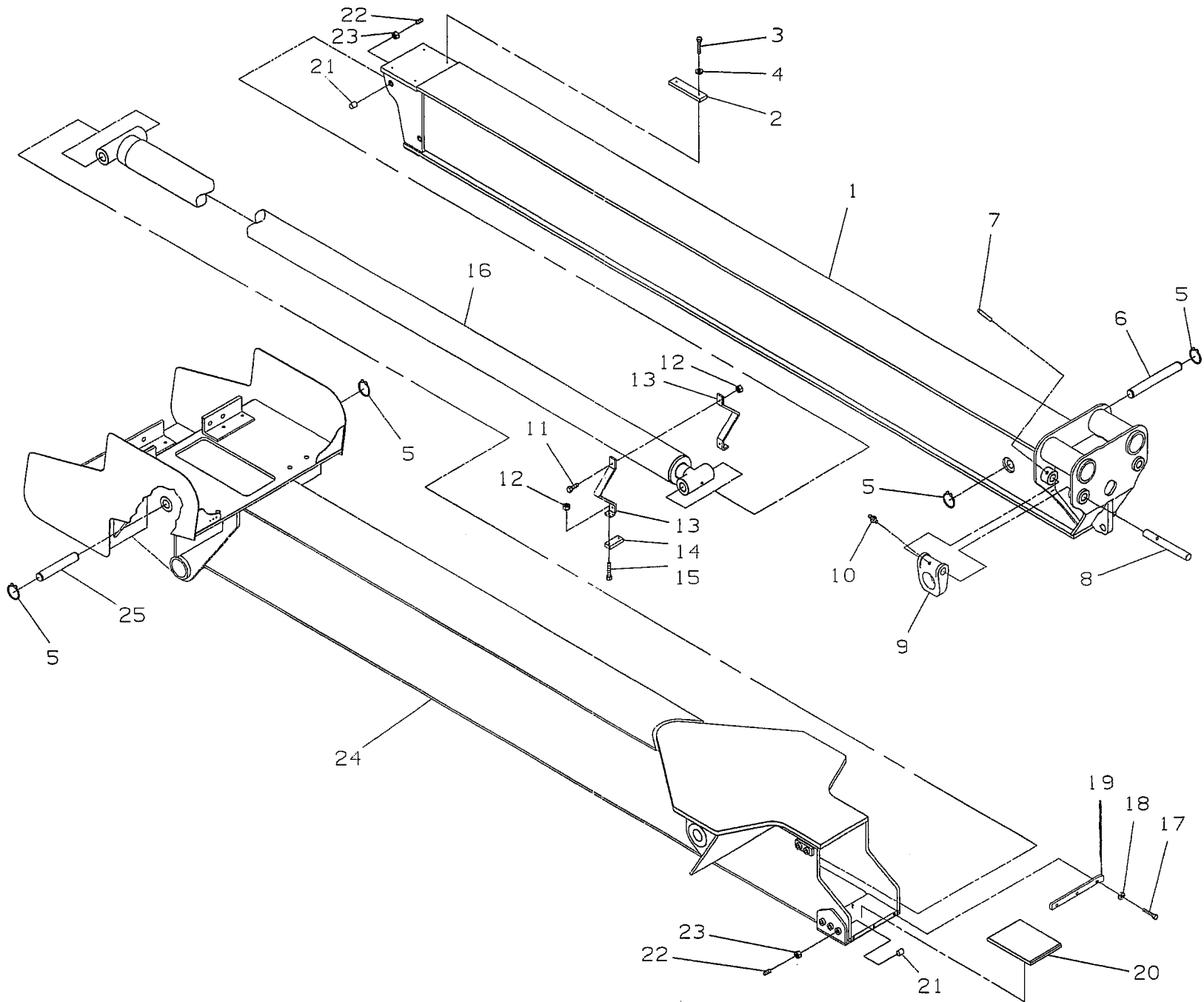
# WRECKER BOOM INSTALLATION



Rev. \_\_\_\_\_

Date \_\_\_\_\_

# WRECKER BOOM ASSEMBLY



Rev. \_\_\_\_\_  
Date \_\_\_\_\_

## PARTS LIST — WRECKER BOOM ASSEMBLY

Ref. No.	Part No.	Description	Qty.
1	3170000135	Fly Boom Weldment	1
2	4679000140	Pad	2
3	7114140618	Capscrew	4
4	7950140000	Lockwasher	4
5	7754000055	Retaining Ring	4
6	4691000280	Pin	1
7	7690144840	Slotted Spring Pin	2
8	4691000285	D-Ring Pin	2
9	4754000004	D-Ring	2
10	7440030000	Grease Fitting	2
11	7115141250	Capscrew	2
12	7660142600	Locknut	4
13	4062000273	Bracket	2
14	4679000150	Pad	1
15	7114140818	Capscrew	2
16	7320000028	Boom Cylinder	1
17	7115181450	Capscrew	3
18	7950180141	Flatwasher	3
19	4706002276	Plate	1
20	4679000139	Pad	1
21	4064000032	Bronze Bar	14
22	7786000005	Setscrew	14
23	7660220230	Jam Nut	14
24	3170000133	Outer Boom Weldment	1
25	4691000281	Pin	1

**JERR-DAN**

An Oshkosh Truck Corporation Company

E-5

Rev. \_\_\_\_\_

Date \_\_\_\_\_

# PARTS LIST — WINCH INSTALLATION

Ref. No.	Part No.	Description	Qty.
1	7970000060	50,000 lb Winch, RH	1
2	7118222816	Capscrew	16
3	7660222308	Locknut	24
4	7248000046	Cable with Hook	2
5	4017000792	Mounting Angle, Front	1
6	7118221616	Capscrew	8
7	7970000059	50,000 lb Winch, LH	1
8	4017000788	Mounting Angle, RH	1
9	4017000789	Mounting Angle, LH	1

**JERR-DAN**

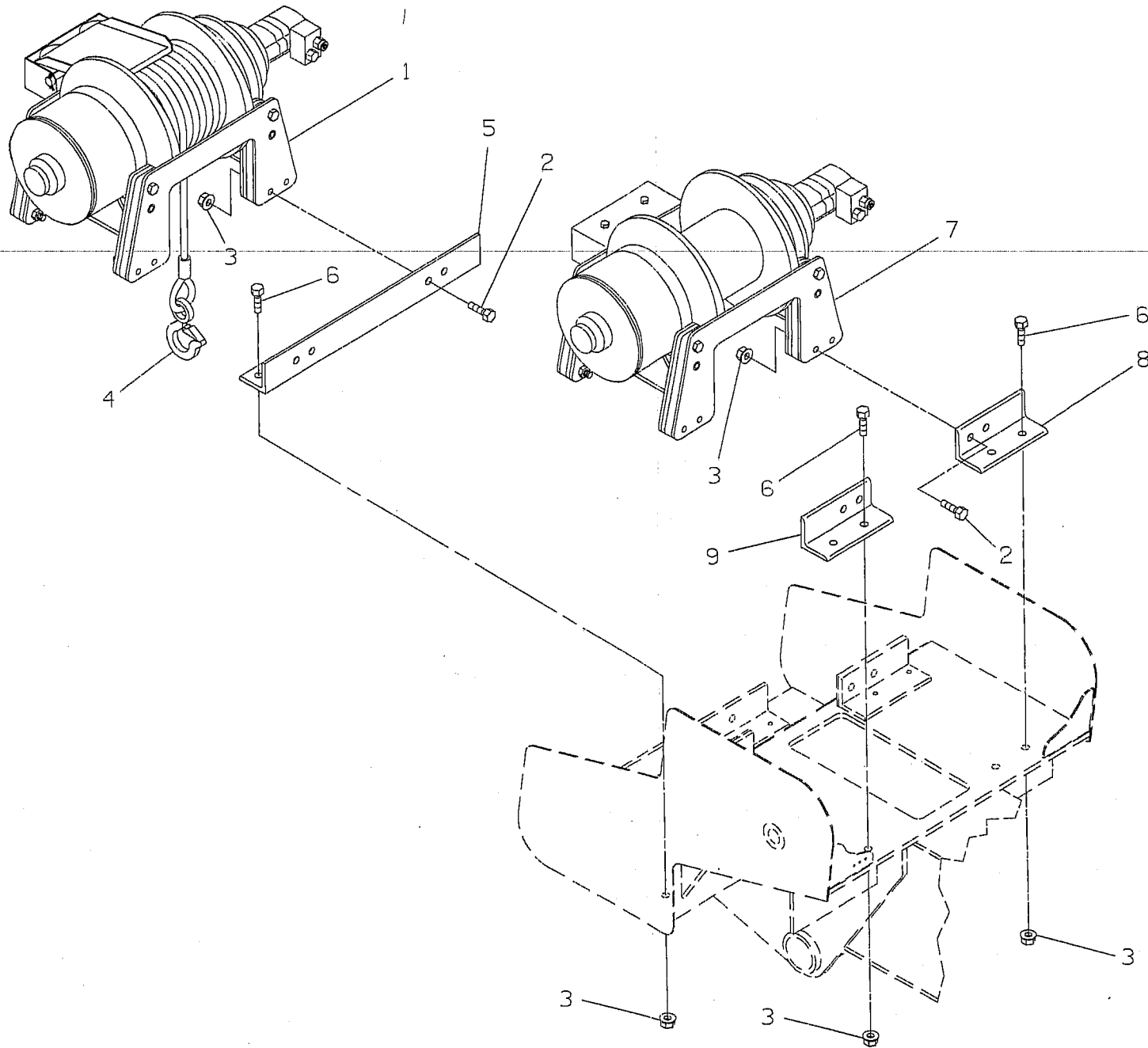
An Oshkosh Truck Corporation Company

E-6

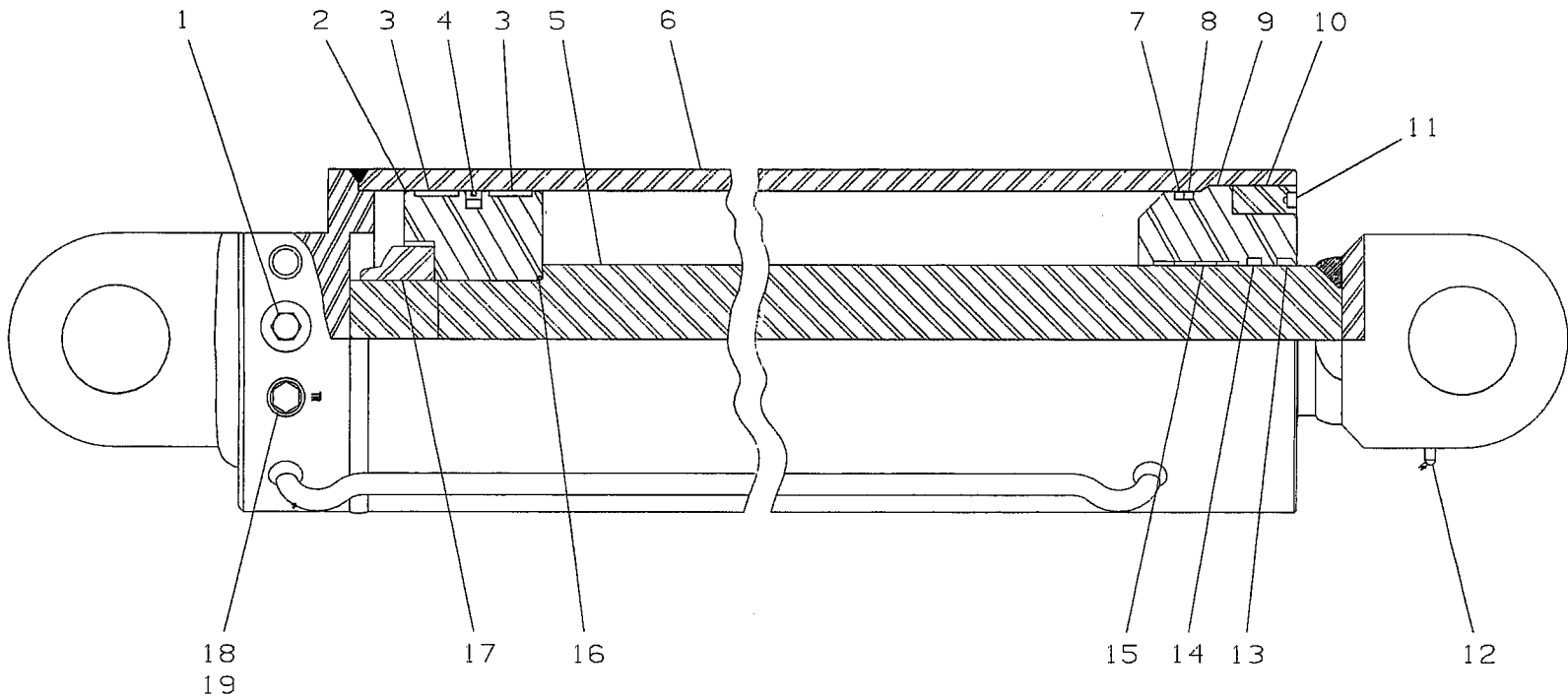
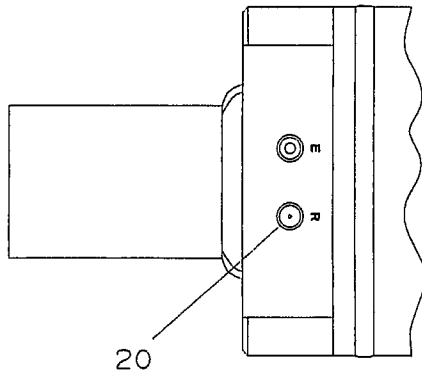
Rev. \_\_\_\_\_

Date \_\_\_\_\_

# WINCH INSTALLATION



**WRECKER BOOM LIFT CYLINDER**  
**732000027**



Rev. \_\_\_\_\_  
 Date \_\_\_\_\_

**PARTS LIST — WRECKER BOOM LIFT CYLINDER**  
**732000027**

Ref. No.	Part No.	Description	Qty.
1	7935000139	Valve Counterbalance	2
2	9698250002	Piston	1
3	9754250021*	Wear Ring	2
4	9796250074*	Seal	1
5	9763250012	Rod Assy	1
6	9912250007	Tube Assy	1
7	9796250064*	O-Ring	1
8	9754250010*	Back-Up Ring	1
9	9553250004	Head	1
10	9254250009	Headcap	1
11	9786250005	Setscrew	1
12	7440030200	Lube Fitting	1
13	9796250083*	Wiper Seal	1
14	9796250072*	Seal	1
15	9754250019*	Wear Ring	4
16	9796250060*	O-Ring	1
17	9661250018	Locknut	1
18	9701250005	Bleeder Plug	2
19	9796250079*	Washer Seal	2
20	9701250008	Port Plug	2

\* Available only in Service Kit #7577250190

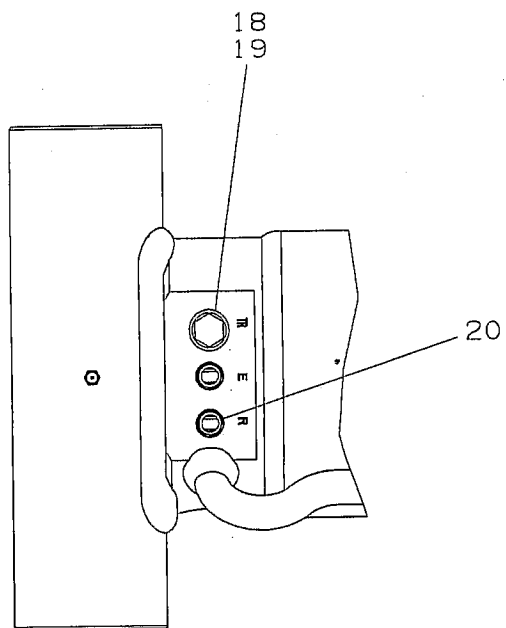
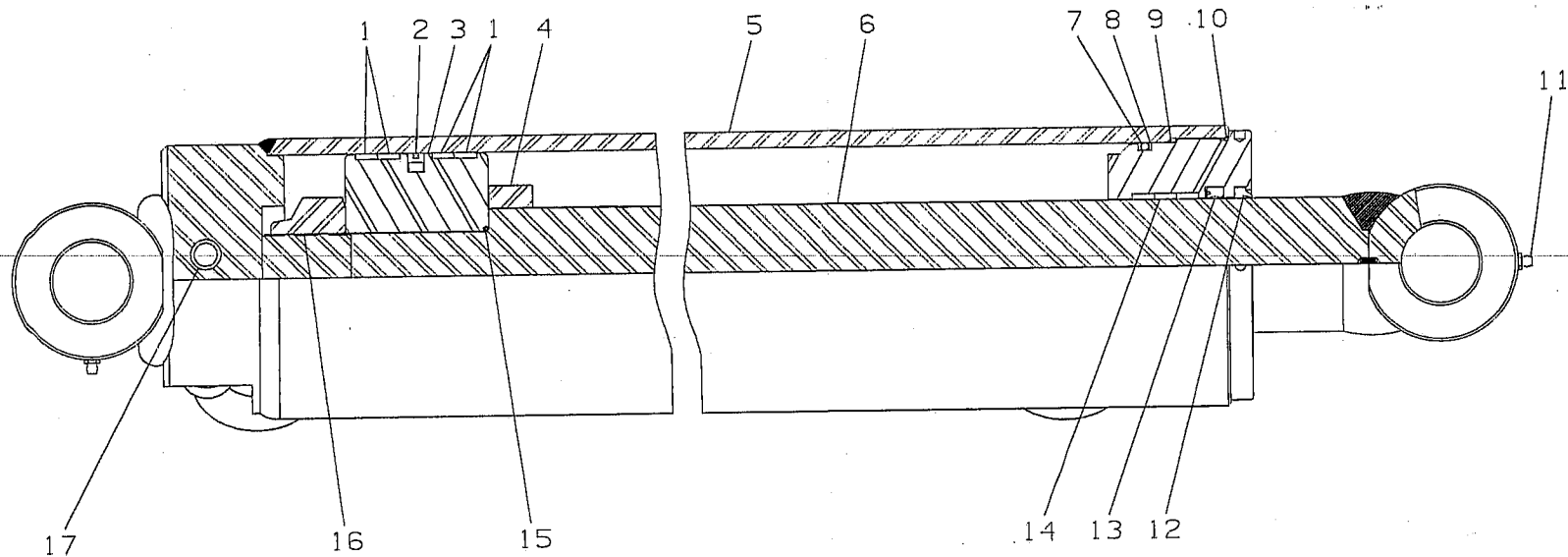
**PARTS LIST — WRECKER BOOM EXT. CYLINDER  
732000028**

<b>Ref. No.</b>	<b>Part No.</b>	<b>Description</b>	<b>Qty.</b>
1	9754250018*	Wear Ring	4
2	9796250075*	Seal	1
3	9698250003	Piston	1
4	9831250006	Spacer	1
5	9912250005	Tube Assy	1
6	9763250010	Rod Assy	1
7	9796250067*	O-Ring	1
8	9754250013*	Back-Up Ring	1
9	9553250006	Head	1
10	9796250063*	O-Ring	1
11	7440030000	Lube Fitting	2
12	9796250082*	Wiper Seal	1
13	9796250071*	Seal	1
14	9754250018*	Wear Ring	3
15	9796250062*	O-Ring	1
16	9661250017	Locknut	1
17	7935000139	Counterbalance Valve	1
18	9701250005	Bleeder Plug	1
19	9796250079*	Washer Seal	1
20	9701250007	Plug Port	2

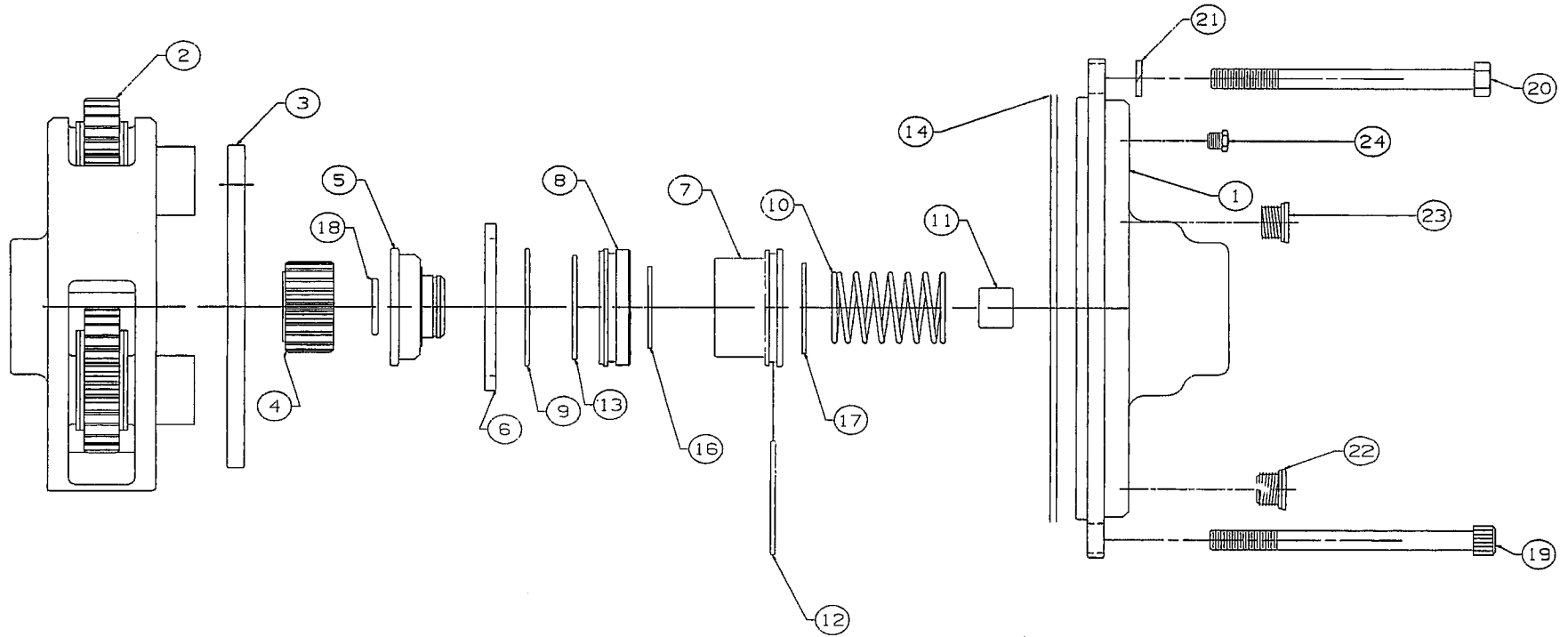
\* Available only in Service Kit #7577250191



WRECKER BOOM EXT. CYLINDER  
732000028



# WINCH - GEAR END COVER INSTALLATION



ITEM #15 NOT SHOWN

## PARTS LIST — WINCH - GEAR END COVER INSTALLATION

Ref. No.	Part No.	Description	Qty.
1	9314960015	End Cover	1
2	9472960031	Carrier Assy	1
3	9706960024	Drive Plate	1
4	9472960035	Sun Pri Gear	1
5	9309960007	Kickout Coupling	1
6	9949960014	Thrust Washer	1
7	9706960022	Kickout Piston	1
8	9819960001	Kickout Piston Sleeve	1
9	9754960026	Ring	1
10	9843960022	Spring	1
11	9209960021	Bushing	1
12	9796960089	O-Ring	2
13	9796960094	O-Ring	1
14	9796960085	O-Ring	1
15	9701960009*	Caplug	1
16	9754960028	Retainer Ring	1
17	9949960015	Thrust Washer	1
18	9754960030	Retainer Ring	1
19	7110785605	Capscrew	2
20	7115186050	Capscrew	10
21	7950180000	Lockwasher	10
22	9701960012	Plug	1
23	9701960011	Plug	1
24	9783960001	Relief Vent	1

\* Not shown on exploded drawing

**JERR-DAN**

An Oshkosh Truck Corporation Company

E-13

Rev. \_\_\_\_\_

Date \_\_\_\_\_

## PARTS LIST — WINCH - MOTOR END INSTALLATION

Ref. No.	Part No.	Description	Qty.
1	9626960013	Hydraulic Motor	1
2	7118181205	Capscrew	2
3	7950180800	Lockwasher	2
4	9935960027	Counterbalance Valve	1
4A	9796960088	O-Ring	2
5	7118162005	Capscrew	3
6	9571960006	Brake Housing	1
7	7118172050	Capscrew	6
8	7950170000	Lockwasher	6
9	9698960008	Brake Piston	1
10	9806960013	Brake Shaft	1
11	9706960023*	Friction Disc Plate	5
12	9706960025*	Brake Drive Plate	4
13	9691960021	Pin	2
14	9796960086#	O-Ring	2
15	9796960091#	O-Ring	1
16	9754960024#	Back-Up Ring	1
17	9754960025#	Back-Up Ring	1
18	9831960008	Spacer	1
19	9082960013	Ball Bearing	2
20	9796960092#	O-Ring	1
21	9796960090	O-Ring	1
22	9843960024*	Spring	12
23	7007960040	Brake Adapter	1
24	9472960032	Ring Gear	1
25	9472960029	Planetary Carrier Assembly	1
26	9472960033	Sun Gear	1
27	9806960014	Extension Shaft	1
28	9796960085	O-Ring	2
29	9706960027	Thrust Plate	1
30	9082960014	Roller Bearing	1
31	9796960087	Seal	1
32	9754960029	Retaining Ring	1
33	7445040445	90° Adapter	2
34	9570960001	Hose	2
35	7115182250	Capscrew	4
36	7950180000	Lockwasher	4
37	9183960001	Relief Vent	1
38	9701960010	Plug	2
39	9177960002	Support	1
40	7445040446	45° Adapter	1
41	9935960026	Valve Cartridge	1
42	9701960013	Counterbalance Valve Plug Assy	1
43	7445040443	Straight Adapter	1

\* Available only as part of Kit #9577960119

# Available only as part of Kit #9577960120

**JERR-DAN**

An Oshkosh Truck Corporation Company

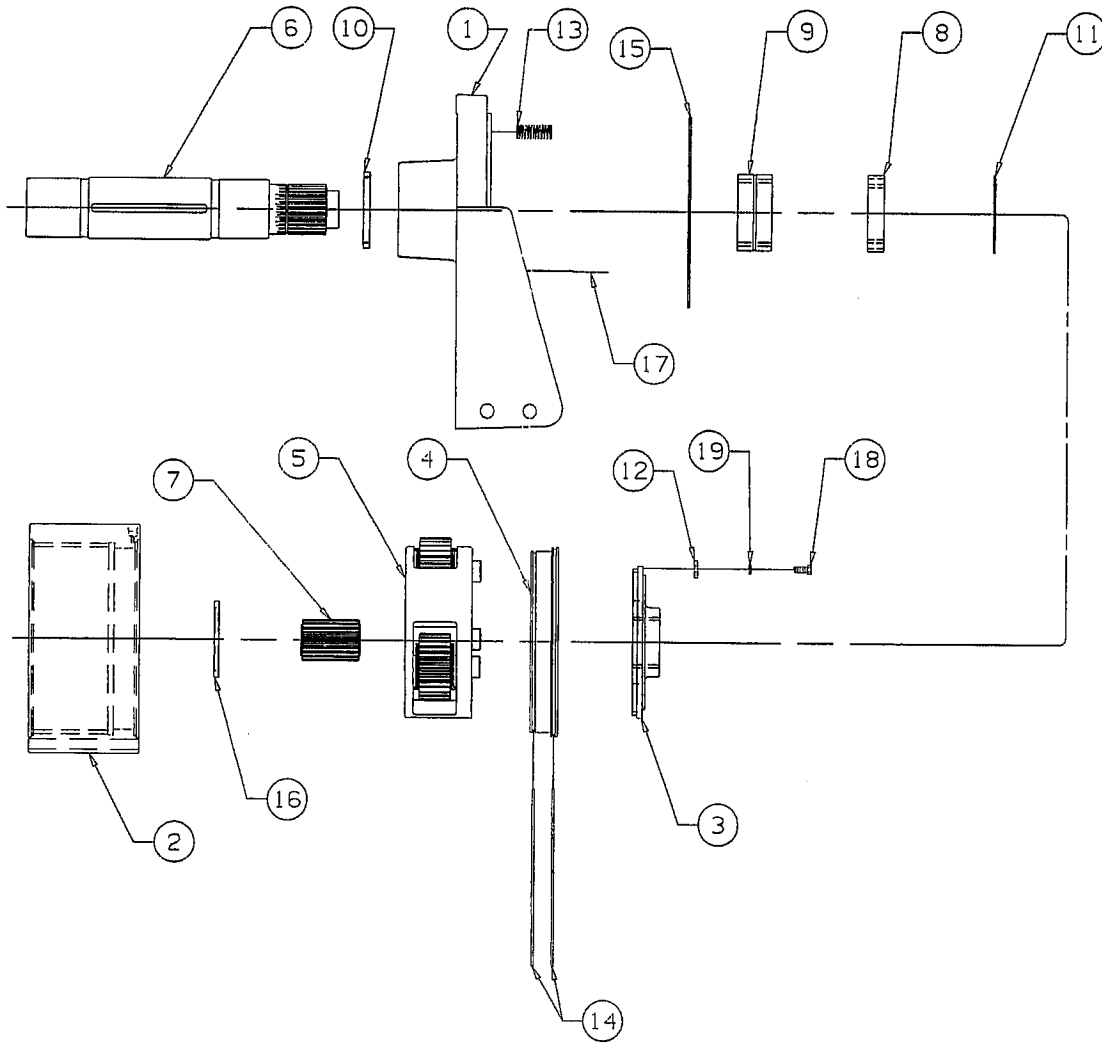
E-14

Rev. \_\_\_\_\_

Date \_\_\_\_\_



# WINCH - GEAR END INSTALLATION



## PARTS LIST — WINCH - GEAR END INSTALLATION

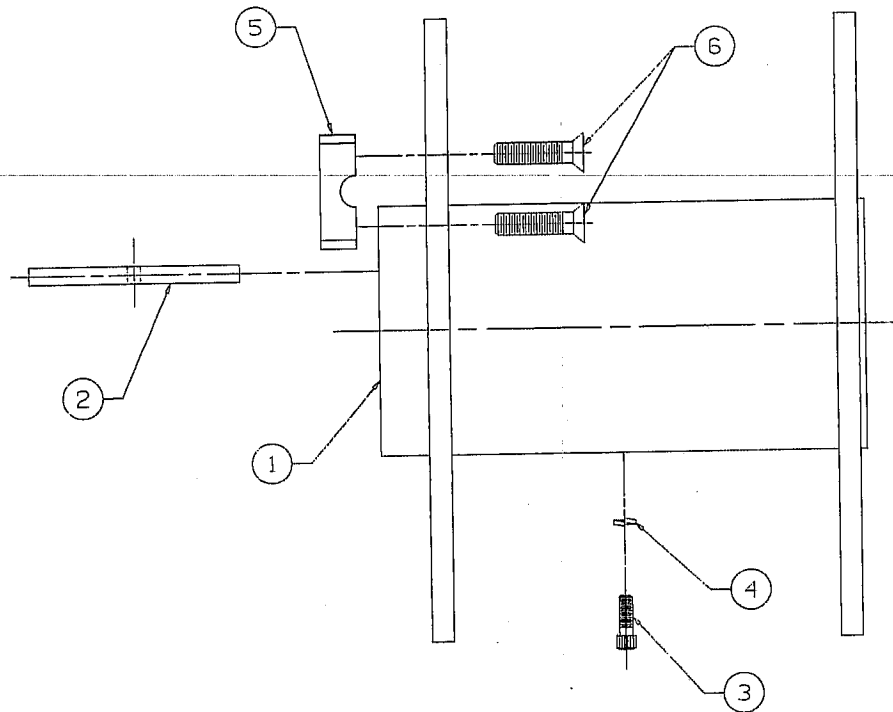
Ref. No.	Part No.	Description	Qty.
1	9177960001	Support	1
2	9472960036	Gear Ring	1
3	9281960004	Kickout Clutch	1
4	9698960009	Kickout Piston	1
5	9472960030	Secondary Assembly Carrier	1
6	9806960015	Output Shaft	1
7	9472960034	Secondary Sun Gear	1
8	9754960027	Thrust Ring	1
9	9082960014	Roller Bearing	1
10	9796960087	Seal	1
11	9754960029	Retainer Ring	1
12	9698960010	Piston Retainer	3
13	9843960025	Spring	3
14	9796960093	O-Ring	2
15	9796960085	O-Ring	1
16	9949960015	Thrust Washer	1
17	7690153245	Spirol Pin	2
18	7115150650	Capscrew	6
19	7950150000	Lockwasher	6

# PARTS LIST — WINCH - CABLE DRUM INSTALLATION

Ref. No.	Part No.	Description	Qty.
1	9970280017	Drum	1
2	9575960010	Drum Key	2
3	7110161205	Capscrew	2
4	7950160800	Lockwasher	2
5	9280960002	Cable Clip	1
6	7110201823	Capscrew	2

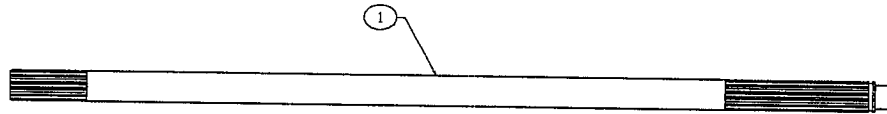


# WINCH - CABLE DRUM INSTALLATION



Rev. \_\_\_\_\_  
Date \_\_\_\_\_

# WINCH - INPUT SHAFT INSTALLATION



## PARTS LIST — WINCH - INPUT SHAFT INSTALLATION

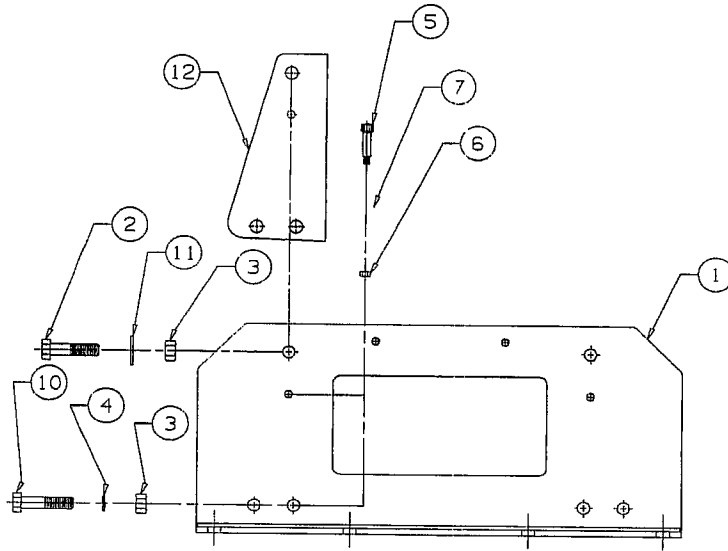
Ref. No.	Part No.	Description	Qty.
1	9806960012	Input Shaft	1

# PARTS LIST — WINCH - CABLE HOLD DOWN KIT

Ref. No.	Part No.	Description	Qty.
1	9178960011	Bracket	1
2	9064960001	Rub Bar	1
3	9691960019	Pivot Pin	1
4	9020960002	Pivot Arm	1
5	7690102410	Cotter Pin	2
6	9843960023	Spring	2
7	9831960009	Pin Spacer	1
8	7660200200	Jam Nut	4
9	9912960010	Nylon Tubing	1
10	7443000205	Tee Adapter	1
11	7443000204	90° Adapter	1
12	7950150000	Lockwasher	2
13	7115150850	Capscrew	2
14	9949960012	Thrust Washer	2
15	7115181650	Capscrew	2
16	7950180000	Lockwasher	2
17	9120960019	Anchor Bolt	1
18	7950200151	Flatwasher	2
19	7660200001	Nut	1



# WINCH - BASE MOUNT INSTALLATION



ITEMS #8, 9 AND 13 NOT SHOWN.

## PARTS LIST — WINCH - BASE MOUNT INSTALLATION

Ref. No.	Part No.	Description	Qty.
1	9073960002	Base Mount	2
2	7115222450	Capcrew	4
3	7660220001	Nut	12
4	7950220000	Lockwasher	8
5	9120960020	Shoulder Bolt	4
6	7660160001	Nut	4
7	7950160151	Flatwasher	4
8	9706960026*	Information Plate	1
9	9759960001*	Rivet	4
10	7115222650	Capcrew	8
11	7950220151	Flatwasher	4
12	9831960007	Spacer	4
13	9577960113*	Cable Hold Down Kit	1

\* Not shown on exploded drawing

**JERR-DAN**

An Oshkosh Truck Corporation Company

E-25

Rev. \_\_\_\_\_

Date \_\_\_\_\_

THIS PAGE INTENTIONALLY LEFT BLANK



## SCHEMATICS

Body Wiring .....	F-2
Switch Panel Wiring .....	F-5
Pylon/Emergency Light Installation .....	F-6
Schematic Winch and Aux. Air .....	F-9
Hydraulic Schematic .....	F-11

# PARTS LIST — BODY WIRING

Ref. No.	Part No.	Description	Qty.
1	7552000123	Body Harness, RH	1
2	7552000124	Body Harness, LH	1

**JERR-DAN**

An Oshkosh Truck Corporation Company

F-2

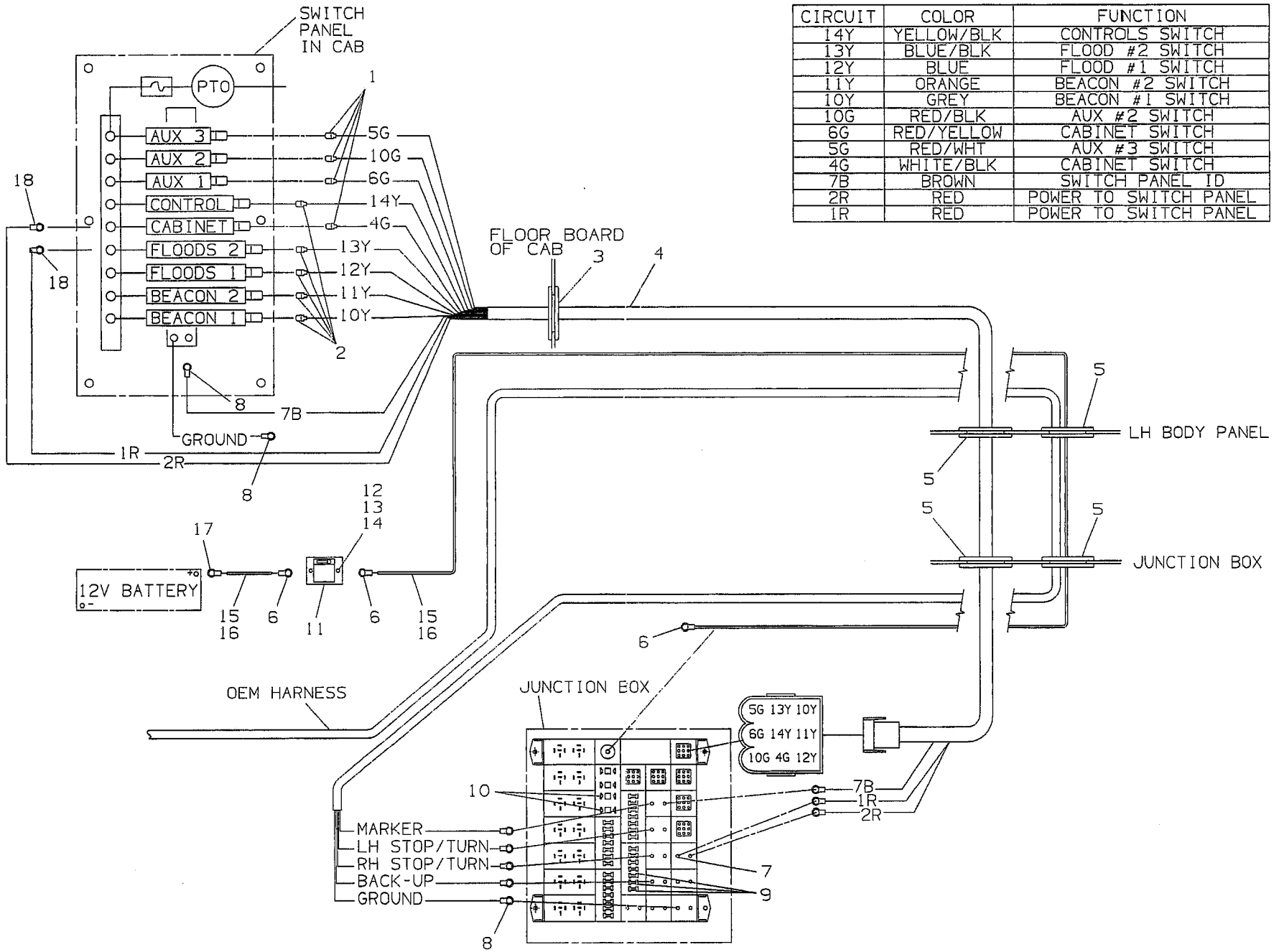
Rev. \_\_\_\_\_

Date \_\_\_\_\_



# SWITCH PANEL WIRING

CIRCUIT	COLOR	FUNCTION
14Y	YELLOW/BLK	CONTROLS SWITCH
13Y	BLUE/BLK	FLOOD #2 SWITCH
12Y	BLUE	FLOOD #1 SWITCH
11Y	ORANGE	BEACON #2 SWITCH
10Y	GREY	BEACON #1 SWITCH
10G	RED/BLK	AUX #2 SWITCH
6G	RED/YELLOW	CABINET SWITCH
5G	RED/WHT	AUX #3 SWITCH
4G	WHITE/BLK	CABINET SWITCH
7B	BROWN	SWITCH PANEL ID
2R	RED	POWER TO SWITCH PANEL
1R	RED	POWER TO SWITCH PANEL



## PARTS LIST — SWITCH PANEL WIRING

Ref. No.	Part No.	Description	Qty.
1	7345001910	Tab	4
2	7345001710	Tab	5
3	7493000003	Grommet	1
4	7552000092	Switch Harness	1
5	7493000011	Grommet	5
6	7345222202	Ring Terminal	3
7	7661000023	Hex Nut w/ Lockwasher	6
8	7345211702	Ring Terminal	7
9	7457000012	20 Amp Fuse	3
10	7457000023	20 Amp Fuse	2
11	7870000043	Circuit Breaker	1
12	7950140151	Flatwasher	2
13	7660142601	Locknut	2
14	7115140650	Cap screw	2
15	7978000011	Cable	25 ft.
16	8597650001	Loom	25 ft.
17	7345242202	Ring Terminal	1
18	7345211902	Ring Terminal	2

**JERR-DAN**

An Oshkosh Truck Corporation Company

F-5

Rev. \_\_\_\_\_

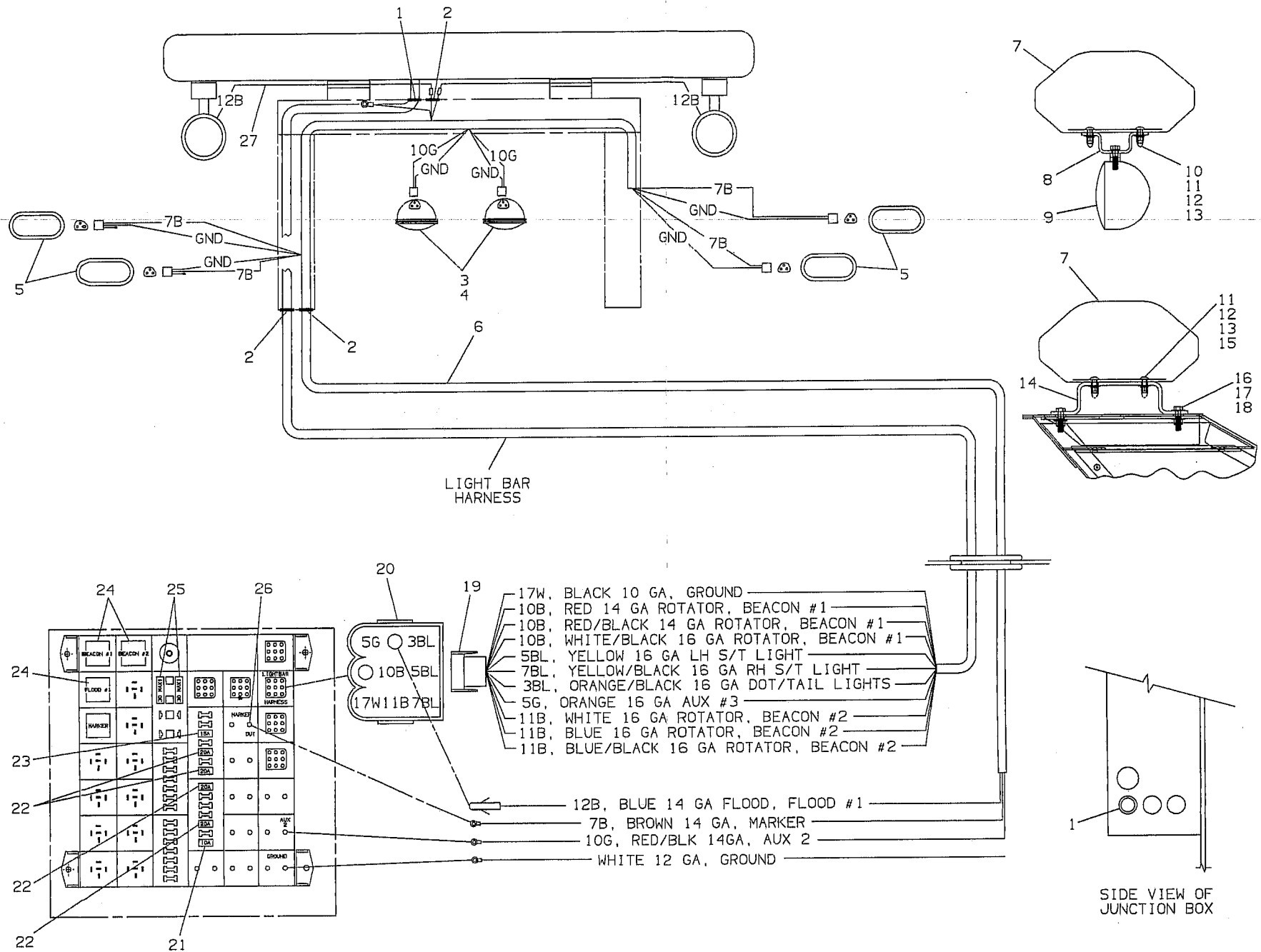
Date \_\_\_\_\_

# PARTS LIST — PYLON EMERGENCY LIGHT INSTALLATION

Ref. No.	Part No.	Description	Qty.
1	7493000011	Grommet	5
2	7493000003	Grommet	3
3	7590000127	Dome Light	2
4	7493000002	Grommet	2
5	7590000095	Marker Light Assembly	4
6	7552000125	Headboard/Work Light Harness	1
7	7590000097	Light Bar	1
8	4178000207	Bracket	2
9	7590000096	Work Light	2
10	7115150664	Carriage Bolt	4
11	7950150000	Lockwasher	8
12	7950150161	Flatwasher	8
13	7660152200	Acorn Nut	8
14	4178000234	Bracket	2
15	7115150864	Carriage Bolt	4
16	7115161250	Capscrew	8
17	7950160161	Flatwasher	16
18	7660162601	Locknut	8
19	7577000173	Plug Kit	1
20	7346000075*	Connector	1
21	7457000011	10 Amp Fuse	1
22	7457000012	20 Amp Fuse	4
23	7457000006	15 Amp Fuse	1
24	7740000001	Relay	3
25	7457000013	30 Amp Fuse	2
26	7661000023	Hex Nut w/Lockwasher	2
27	8594100002	Loom	6

\* If alternative is used and lightbar not required, use this item.

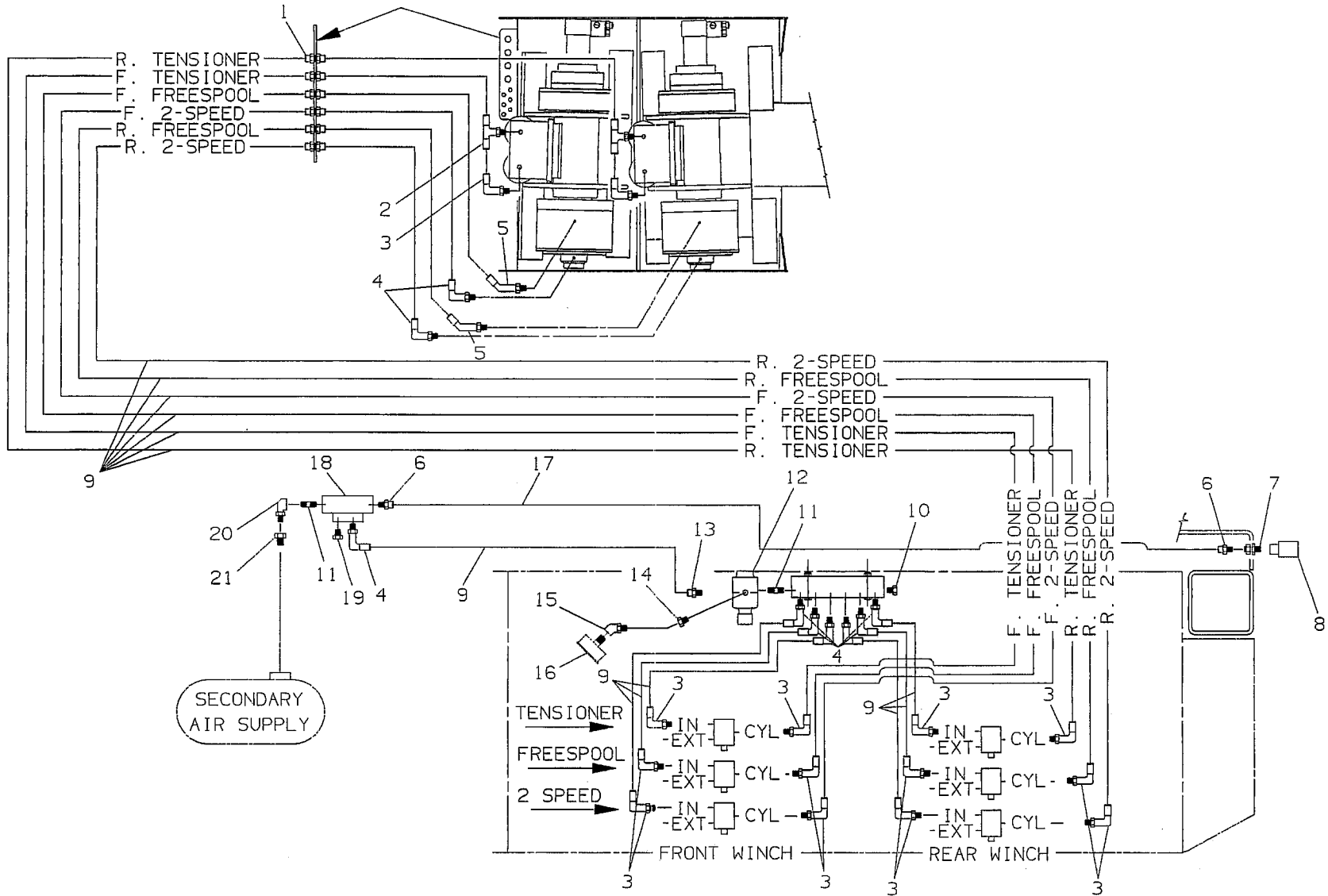
# PYLON EMERGENCY LIGHT INSTALLATION



**JERR-DAN**

A J Oshkosh Truck Corporation Company

# SCHEMATIC WINCH AND AUX AIR





**PARTS LIST — SCHEMATIC WINCH AND AUX AIR**

Ref. No.	Part No.	Description	Qty.
1	7443000178	Union	6
2	7443000174	Tee	2
3	7443000173	Elbow	14
4	7443000139	Elbow	9
5	7443000176	Elbow	2
6	7443000175	Fitting	2
7	7446502518	Clamping Stud	1
8	7312000017	Air Coupling	1
9	7565000016	Tubing	150 ft.
10	7444020013	Plug	1
11	7443000156	Nipple	2
12	7295000029	Air Regulator	1
13	7443000138	Fitting	1
14	7443000149	Bushing	1
15	7443000066	Fitting	1
16	7470000006	Air Pressure Gauge	1
17	7565000014	Air Line	25 ft.
18	7935000120	Air Valve	1
19	7443000152	Plug	1
20	7443000155	Elbow	1
21	7443000154	Bushing	1

Rev. \_\_\_\_\_

Date \_\_\_\_\_

**JERR-DAN**

An Oshkosh Truck Corporation Company

F-9

**PARTS LIST — HYDRAULIC SCHEMATIC**

Ref. No.	Part No.	Description	Qty.	Ref. No.	Part No.	Description	Qty.
1	4569133020	Hose, U/L Tilt -A- Valve to Tube	1	52	7445060545	Elbow 90 #6JIC(M)-#5"O"(M)	2
2	4569132019	Hose, U/L Tilt -B- Valve to Tube	1	53	7445060643	Adapter Str #6JIC(M)-#6"O"(M)	7
3	4569133022	Hose, U/L Ext -A- Valve to Tube	1	54	7445060645	Elbow 90 #6JIC(M)-#6"O"(M)	1
4	4569132021	Hose, U/L Ext -B- Valve to Tube	1	55	7445080622	Union Str #8JIC(M)-#6JIC(M)	4
5	4569163029	Hose, Front Winch -A- Valve to Tube	1	56	7445080822	Union Str #8JIC(M)-#8JIC(M)	2
6	4569162029	Hose, Front Winch -B- Valve to Tube	1	57	7445080837	Tee Union #8JIC(3M)	2
7	4569172032	Hose, Pressure-Tube to Front Valve	1	58	7445080843	Adapter Str #8JIC(M)-#8"O"(M)	4
8	4569182030	Hose, Return-Tube to Front Valve	1	59	7445100845	Elbow 90 #10JIC(M)-#8"O"(M)	4
9	4569133039	Hose, R Spade -A- Valve to Tube	1	60	7445101025	Union Bulkhead #10JIC(M)-#10JIC(M)	4
10	4569132037	Hose, R Spade -B- Valve to Tube	1	61	7470000004	Pressure Gauge	2
11	4569133038	Hose, L Spade -A- Valve to Tube	1	62	7790060676	Screw	6
12	4569132036	Hose, L Spade -B- Valve to Tube	1	63	**	Fitting	**
13	4569133040	Hose, Wrk Ext -A- Valve to Tube	1	64	**	Fitting	**
14	4569132039	Hose, Wrk Ext -B- Valve to Tube	1	65	**	Fitting	**
15	4569143042	Hose, Wrk Lift -A- Valve to Tube	1	66	**	Fitting	**
16	4569143041	Hose, Wrk Lift -B- Valve to Tube	1	67	**	Fitting	**
17	4569163044	Hose, Rear Winch -A- Valve to Tube	1	68	**	Fitting	**
18	4569162044	Hose, Rear Winch -B- Valve to Tube	1	69	**	Fitting	**
19	4569172046	Hose, Pressure-Tube to Rear Valve	1				
20	4569182045	Hose, Return-Tube to Rear Valve	1				
21	4569133015	Hose, Spade Tube to Cyl	2				
22	4569133017	Hose, Spade Tube to Cyl	2				
23	4569132042	Hose, U/L Tilt -A- Tube to Tube	1				
24	4569133038	Hose, U/L Tilt -B- Tube to Tube	1				
25	7443000105	Reducer, Tube #6-#4JIC(M)	2				
26	7443000109	Adapter LG Str #6JIC(M)-#6"O"(M)	4				
27	4567182012	Hose, Return Tube to Filter, Rear	1				
28	4567182018	Hose, Return Tube to Filter, Front	1				
29	4567160048	Hose, Winch Tube to Bulkhd	4				
30	4567161034	Hose, Front Winch -B- Bulkhd to V2	1				
31	4567161040	Hose, Front Winch -A- Bulkhd to V1	1				
32	4567161057	Hose, Rear Winch -B- Bulkhd to V1	1				
33	4567161063	Hose, Rear Winch -A- Bulkhd to V2	1				
34	4567133048	Hose, Wrk Ext -A- Tube to Cyl	2				
35	4567143032	Hose, Wrk Lift -B- Tube to Tee	1				
36	4567142031	Hose, Wrk Lift -A- Tube to Tee	1				
37	4567142043	Hose, Wrk Lift Tee to Cyl	4				
38	4567133062	Hose, U/L Lift -A- Valve to Cyl	1				
39	4567132043	Hose, U/L Lift -B- Valve to Cyl	1				
40	4569132016	Hose, U/L Tilt -A- Tube to Cyl	1				
41	4569132017	Hose, U/L Tilt -B- Tube to Cyl	1				
42	4569132036	Hose, U/L Ext Tube to Manifold	2				
43	7445040421	Adapter Str #4JIC(M)-#4NPT(F)	2				
44	4567170092	Hose, Pressure Pump to Tube, Rear	1				
45	4567170086	Hose, Pressure Pump to Tube, Front	1				
46	**	Suction Line Tank to Pump Rear	1				
47	**	Suction Line Tank to Pump Front	1				
48	4567112020	Hose, Pressure Gauge, Rear	1				
49	4567112025	Hose, Pressure Gauge, Front	1				
50	7445161620	Elbow 90 #16JIC X 1.00"NPT(M)	2				
51	7445161622	Union Str #16JIC(M)-#16JIC(M)	2				

\*\* Consult Factory for Part Numbers and Quantities

Rev. \_\_\_\_\_

Date \_\_\_\_\_

# HYDRAULIC SCHEMATIC

